

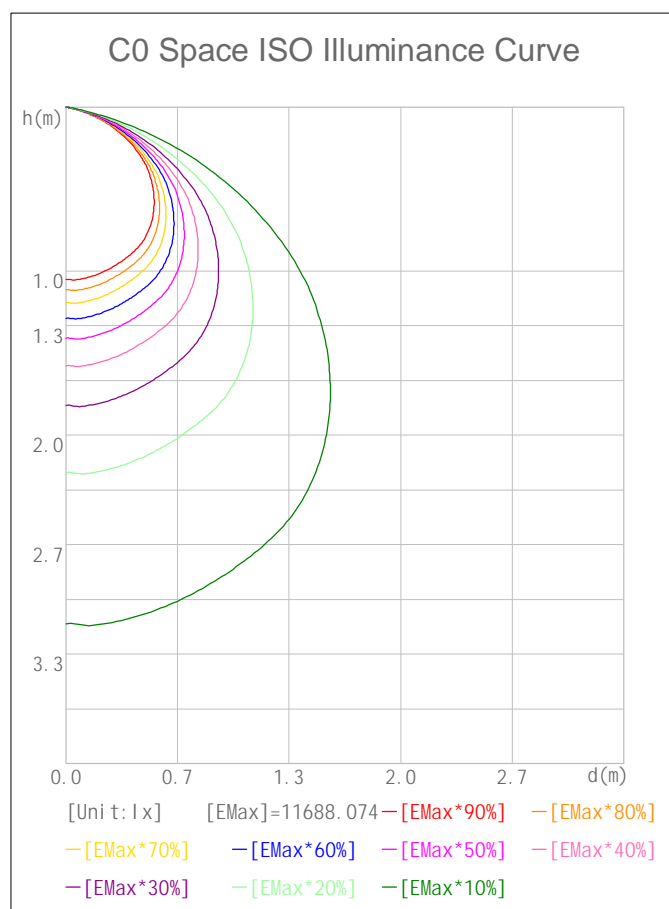
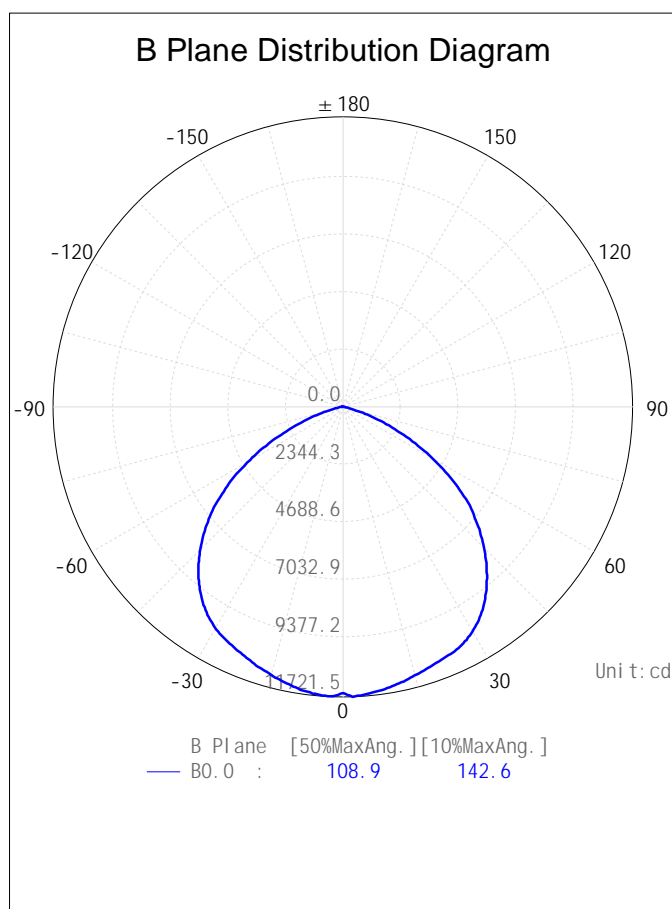
### Flood Luminaire Photometric Data

#### Description Information

Luminary Name: BIANCO300W		Lum. Catalog:	Test ID: BIANCO300W
Lamp Name:		Lamp Catalog:	Test Date: 2022/04/01
Manufacture: BBT LIGHTING		Shld. Ang(°):	Test Machine: GON-2000
Test Lab:		Frequency(Hz):	Lamp CCT(K): Ra:
Lum. Size(W*L*H): 0.000m*0.000m*0.000m		Lum. Area(m <sup>2</sup> ): 0.000	Lum. W(kg): 0.000
Test System: C, γ	Test Step: C=90.0 γ=2.0	Temp.(°C): 25	Humidity(%): 60.0

#### Character Parameter

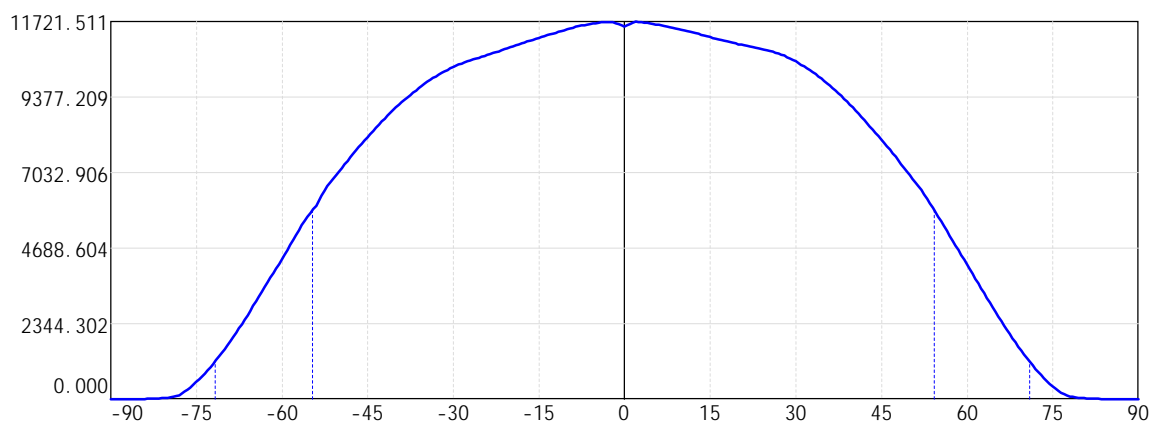
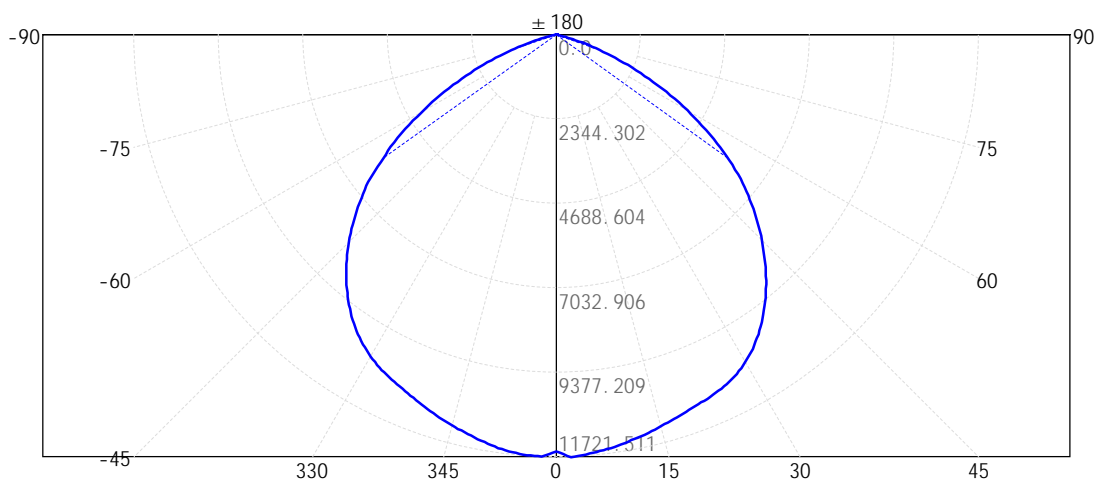
Lamp Speciality Parameter	Luminaire Speciality Parameter	
Rated Flux(lm): 1000.000	Luminary Flux(lm): 29002.479	Beam Lumens(lm): 22910.19
Rated Power(W):	Luminary Efficiency: 2900.25%	Beam Efficiency(%): 78.99
Rated Voltage(V):	Luminary EER(lm/W): 92.130	Field Lumens(lm): 28590.68
Tested Power(W): 314.800	Max. Candela(cd): 11721.511	Field Efficiency(%): 98.58
Lamps' Inside: 1	Max Cand@Ang.(°): B=0.0 β=2.0	ErP φuse(120°): 25675.610lm
Tested Electrics(V, A, pf): 230.5, 1.395, 0.979	Beam Angle(50%)(V, H): 106.5(°), 108.9(°)	IRF(%): 110.339
Lamp Size(W*L*H): 0.000m*0.000m*0.000m	Field Angle(10%)(V, H): 141.8(°), 142.9(°)	



### 2D Plane Light Intensity Distribution Curve

Lum. Name: BIANCO300W	Lum. Catalog:	Test ID: BIANCO300W
Lamp Name:	Lamp Catalog:	Test Lab:
Manufacture: BBT LIGHTING	Test Machine: GON-2000	Test Date: 2022/04/01

B Plane Distribution Diagram



B Plane  
 B0.0 :

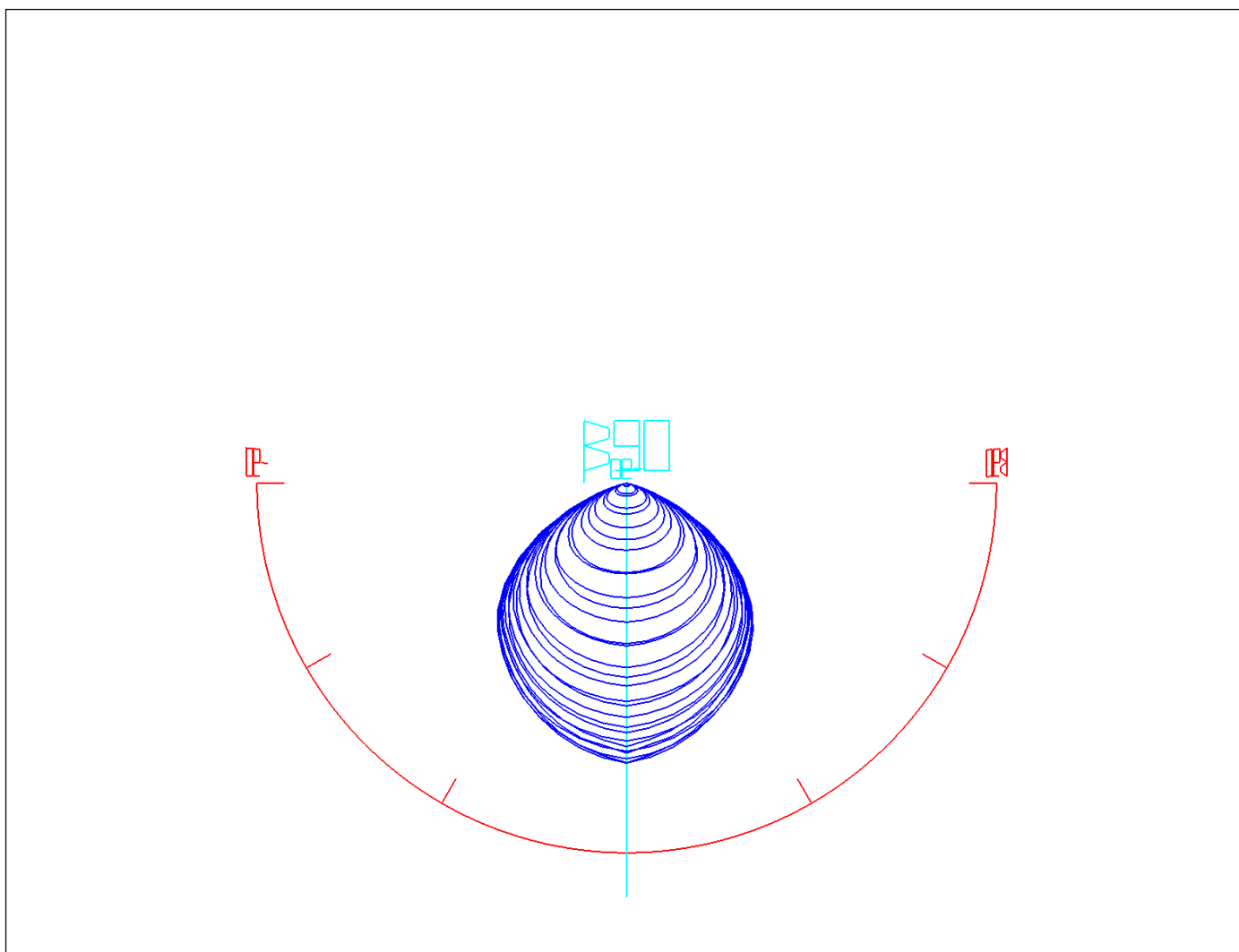
[50%MaxAng.]  
 108.9

[10%MaxAng.] t:cd  
 142.6

### 3D Light Intensity Distribution Modal

Lum. Name: BIANCO300W	Lum. Catalog:	Test ID: BIANCO300W
Lamp Name:	Lamp Catalog:	Test Lab:
Manufacture: BBT LIGHTING	Test Machine: GON-2000	Test Date: 2022/04/01

### 3D Light Intensity Distribution Modal



Curves: 3D Model ——— Fixture ——— Vert. HUD ——— Hori. HUD ———  
View Angles: Orient:0 Tilt:0 Roll:0 Spin:0

---





**IES Flood Report**  
**Photometric Filename:BBT 300W.IES**

**Zone Lumens Tabulation - (Cont.)**

	β 30.0	β 35.0	β 40.0	β 45.0	β 50.0	β 55.0	β 60.0	β 65.0	β 70.0	β 75.0	β 80.0	β 85.0	β 90.0
B-30.0	54.46	47.48	39.74	31.57	23.13	15.35	8.81	4.04	1.17	0.13	0.01	0.00	
B-25.0	57.52	50.30	42.31	33.91	25.19	16.92	9.87	4.64	1.43	0.17	0.01	0.00	
B-20.0	60.14	52.66	44.40	35.73	26.85	18.20	10.76	5.15	1.66	0.20	0.02	0.00	
B-15.0	62.30	54.58	46.04	37.11	28.09	19.17	11.44	5.55	1.84	0.24	0.02	0.00	
B-10.0	63.96	56.03	47.22	38.06	28.91	19.83	11.91	5.83	1.96	0.26	0.02	0.00	
B-5.0	65.11	56.99	47.93	38.59	29.33	20.16	12.14	5.96	2.02	0.27	0.02	0.00	
B0.0	65.08	56.96	47.89	38.55	29.30	20.14	12.13	5.96	2.02	0.27	0.02	0.00	
B5.0	63.87	55.96	47.12	37.95	28.82	19.78	11.88	5.81	1.95	0.26	0.02	0.00	
B10.0	62.16	54.44	45.86	36.92	27.94	19.09	11.40	5.53	1.82	0.23	0.02	0.00	
B15.0	59.95	52.43	44.13	35.46	26.65	18.09	10.70	5.13	1.64	0.20	0.02	0.00	
B20.0	57.24	49.95	41.92	33.56	24.96	16.79	9.80	4.61	1.41	0.16	0.01	0.00	
B25.0	54.03	46.98	39.23	31.16	22.89	15.19	8.73	4.00	1.15	0.13	0.01	0.00	
B30.0	50.27	43.43	36.06	28.24	20.48	13.33	7.51	3.31	0.87	0.09	0.01	0.00	
B35.0	45.82	39.33	32.24	24.88	17.71	11.30	6.19	2.60	0.60	0.07	0.01	0.00	
B40.0	40.70	34.49	27.86	21.11	14.65	9.15	4.81	1.87	0.37	0.05	0.01	0.00	
B45.0	34.71	29.01	22.96	16.93	11.51	6.94	3.45	1.18	0.21	0.04	0.00	0.00	
B50.0	28.02	22.84	17.61	12.73	8.38	4.78	2.17	0.61	0.11	0.03	0.00	0.00	
B55.0	20.54	16.44	12.41	8.65	5.38	2.83	1.07	0.26	0.07	0.02	0.00	0.00	
B60.0	13.41	10.40	7.50	4.92	2.79	1.21	0.38	0.12	0.04	0.01	0.00	0.00	
B65.0	6.94	5.09	3.38	1.92	0.89	0.34	0.14	0.06	0.02	0.01	0.00	0.00	
B70.0	2.08	1.33	0.74	0.39	0.20	0.12	0.07	0.03	0.01	0.00	0.00	0.00	
B75.0	0.27	0.21	0.16	0.11	0.08	0.05	0.03	0.01	0.00	0.00	0.00	0.00	
B80.0	0.08	0.06	0.05	0.03	0.02	0.01	0.01	0.00	0.00	0.00	0.00	0.00	
B85.0	0.01	0.00	0.00	0.00	0.00	0.00	0.00	0.00	0.00	0.00	0.00	0.00	
B90.0													
<b>Total</b>	<b>335.36</b>	<b>352.25</b>	<b>367.65</b>	<b>381.69</b>	<b>394.42</b>	<b>405.69</b>	<b>415.45</b>	<b>423.57</b>	<b>429.95</b>	<b>434.38</b>	<b>436.66</b>	<b>436.57</b>	

	β 90.0	Total
B-90.0		0.03
B-85.0		0.16
B-80.0		0.49
B-75.0		1.01
B-70.0		1.87
B-65.0		5.10
B-60.0		13.48
B-55.0		26.24
B-50.0		41.93
B-45.0		60.39
B-40.0		80.53
B-35.0		102.32
B-30.0		124.69
B-25.0		146.61
B-20.0		168.00
B-15.0		188.48
B-10.0		207.65
B-5.0		225.43
B0.0		

# IES Flood Report

Photometric Filename:BBT 300W.IES

---

## Zone Lumens Tabulation - (Cont.)

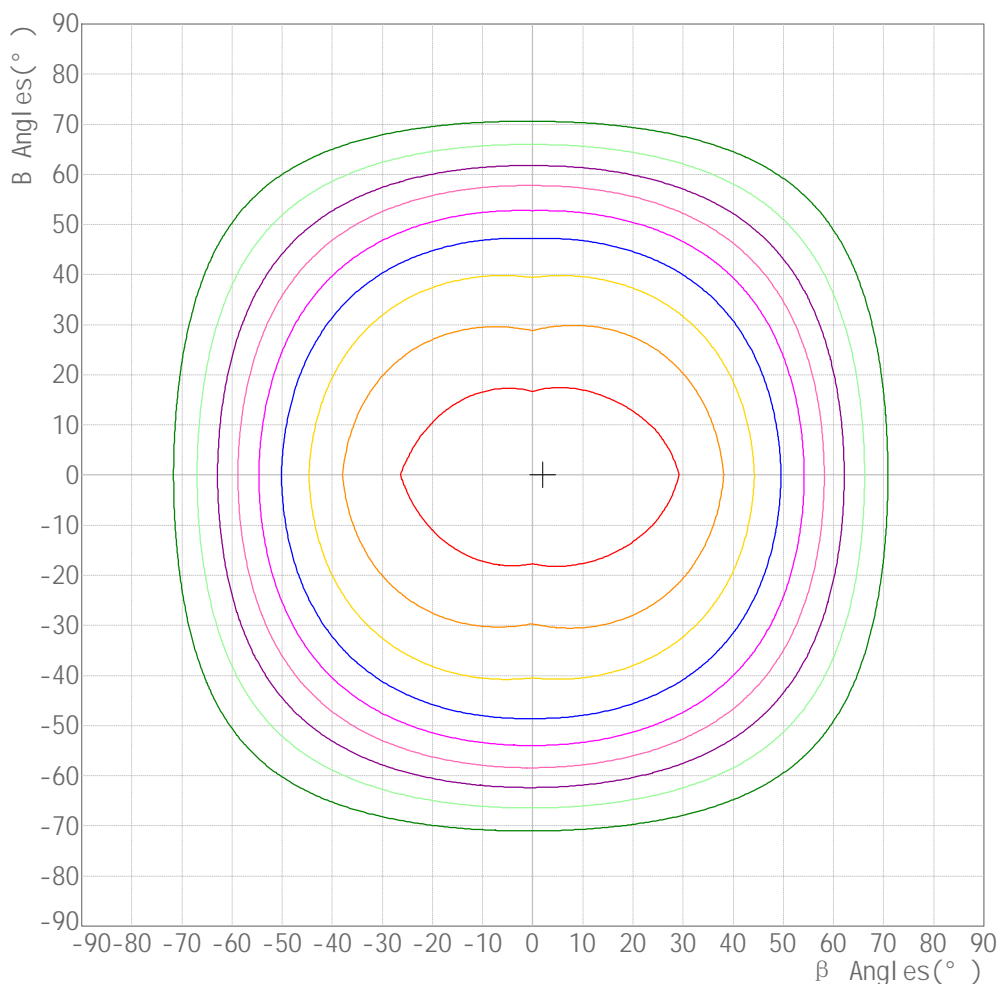
$\beta$ 90.0	Total
B0.0	241.68
B5.0	256.41
B10.0	269.90
B15.0	282.43
B20.0	294.24
B25.0	305.44
B30.0	315.95
B35.0	325.73
B40.0	334.79
B45.0	343.11
B50.0	350.74
B55.0	357.67
B60.0	363.85
B65.0	369.26
B70.0	373.92
B75.0	377.79
B80.0	380.91
B85.0	383.51
B90.0	
Total	29002.48

---

**Rectangle ISO Lighting Intensity Diagram**

Lum. Name: BIANCO300W	Lum. Catalog:	Test ID: BIANCO300W
Lamp Name:	Lamp Catalog:	Test Lab:
Manufacture: BBT LIGHTING	Test Machine: GON-2000	Test Date: 2022/04/01

ISO Lighting Intensity Curve



- Curves:  
[Unit: cd]  
[IMax] =11721.511
- [IMax\*90%]=10549.360
  - [IMax\*80%]=9377.209
  - [IMax\*70%]=8205.058
  - [IMax\*60%]=7032.906
  - [IMax\*50%]=5860.755
  - [IMax\*40%]=4688.604
  - [IMax\*30%]=3516.453
  - [IMax\*20%]=2344.302
  - [IMax\*10%]=1172.151

Maximum Light Intensity(cd): 11721.51  
Maximum Cand. @Angle: H=2.0°,V=0.0°

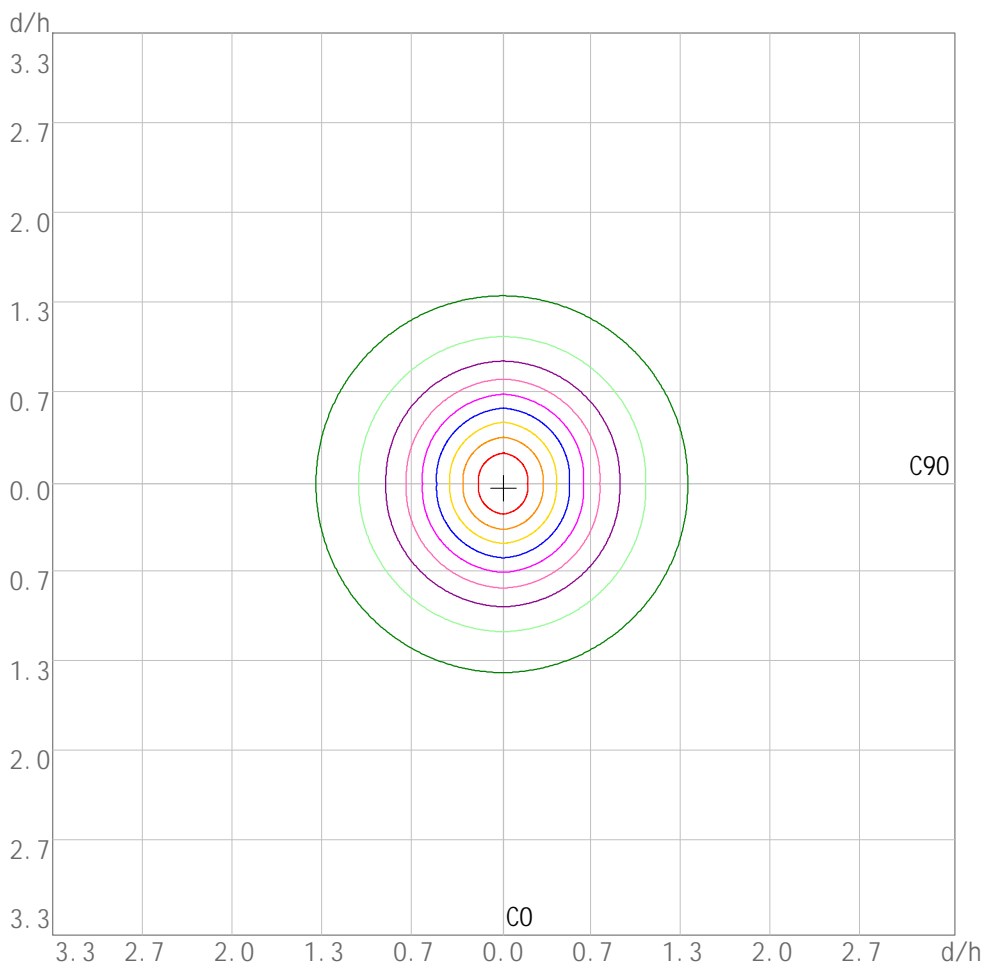
---



**Plane ISO-Illuminance Diagram**

Lum. Name: BIANCO300W	Lum. Catalog:	Test ID: BIANCO300W
Lamp Name:	Lamp Catalog:	Test Lab:
Manufacture: BBT LIGHTING	Test Machine: GON-2000	Test Date: 2022/04/01

Plane ISO-Illuminance Curve



- Curves:  
unit:lx  
[EMax] =1300.011  
— [EMax\*90%]=1170.010  
— [EMax\*80%]=1040.009  
— [EMax\*70%]=910.008  
— [EMax\*60%]=780.007  
— [EMax\*50%]=650.006  
— [EMax\*40%]=520.005  
— [EMax\*30%]=390.003  
— [EMax\*20%]=260.002  
— [EMax\*10%]=130.001

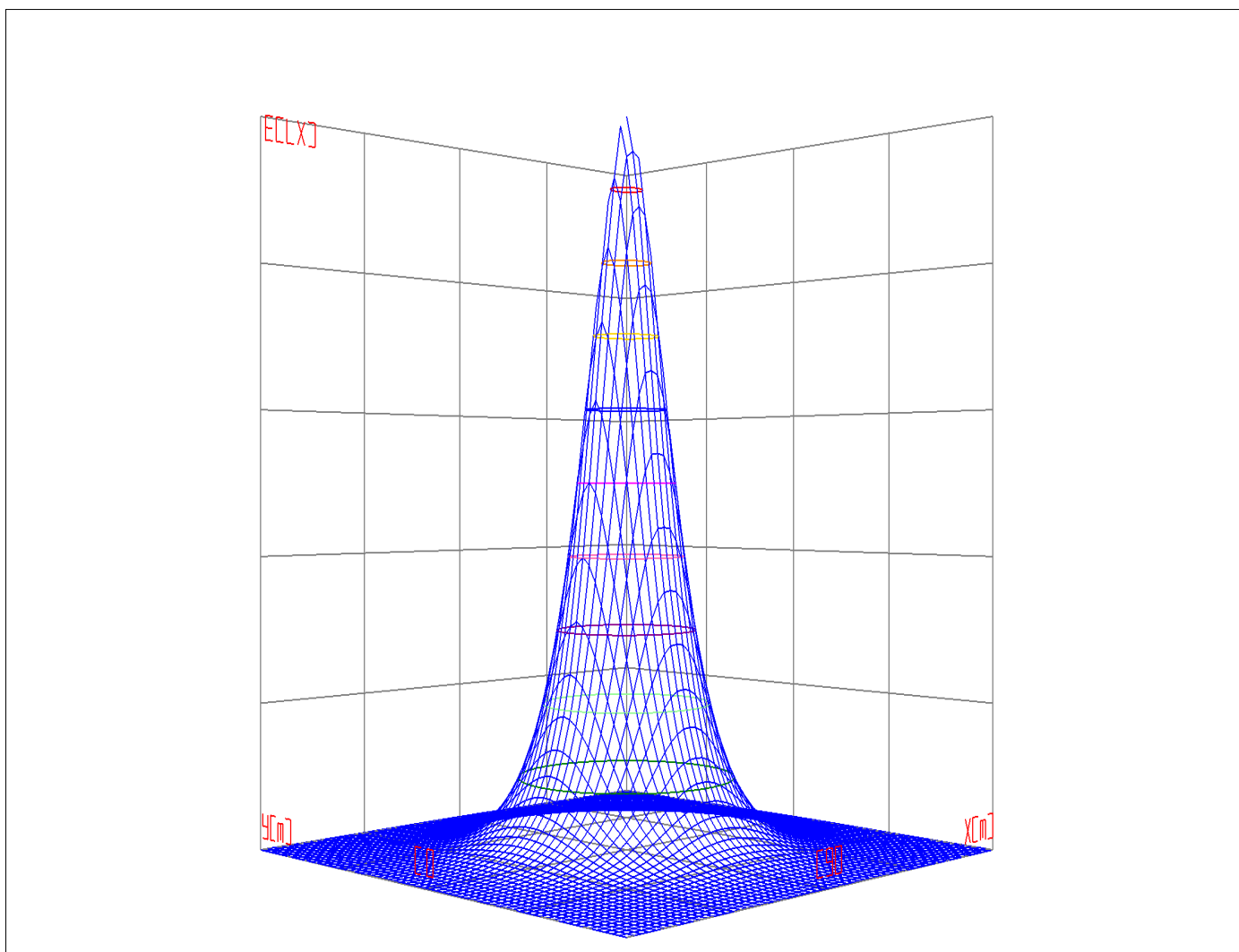
Working Plane Luminaire Mounting Height(m): 3.00  
Working Plane Maximum Illuminance(lx): 1300.01  
Working Plane Maximum Illuminance Position(d/h):H0.0 V0.0

---

### 3D Plane ISO Illuminance Diagram

Lum. Name: BIANCO300W	Lum. Catalog:	Test ID: BIANCO300W
Lamp Name:	Lamp Catalog:	Test Lab:
Manufacture: BBT LIGHTING	Test Machine: GON-2000	Test Date: 2022/04/01

3D Plane Illuminance Modal

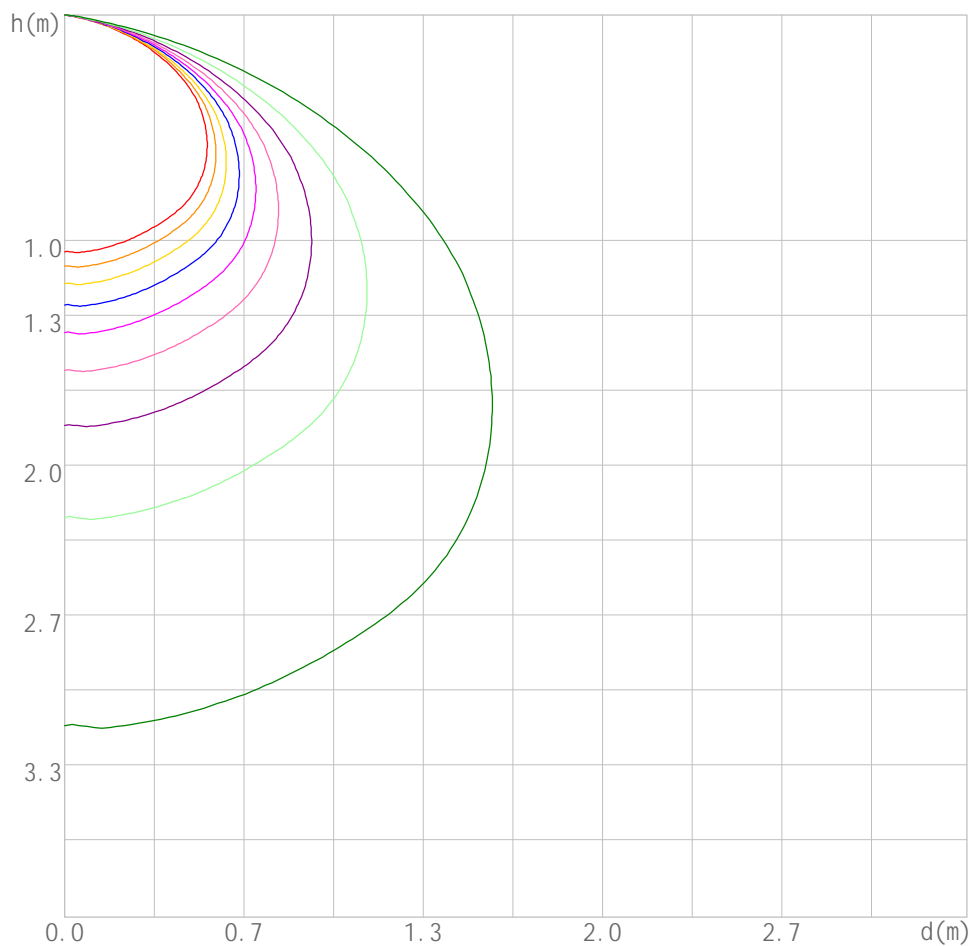


Curves: 3D Model — 90% — 80% — 70% — 60% — 50% — 40% — 30% — 20% — 10% —  
View Angles(deg): 0    Height(m): 3.0    Distance(m): 10.0

### Space ISO Illuminance Diagram

Lum. Name: BIANCO300W	Lum. Catalog:	Test ID: BIANCO300W
Lamp Name:	Lamp Catalog:	Test Lab:
Manufacture: BBT LIGHTING	Test Machine: GON-2000	Test Date: 2022/04/01

Space ISO Illuminance Curve



- Curves:  
 [Unit: lx]  
 [EMax] =11688.074
- [EMax\*90%]=10519.266
  - [EMax\*80%]=9350.459
  - [EMax\*70%]=8181.652
  - [EMax\*60%]=7012.844
  - [EMax\*50%]=5844.037
  - [EMax\*40%]=4675.229
  - [EMax\*30%]=3506.422
  - [EMax\*20%]=2337.615
  - [EMax\*10%]=1168.807

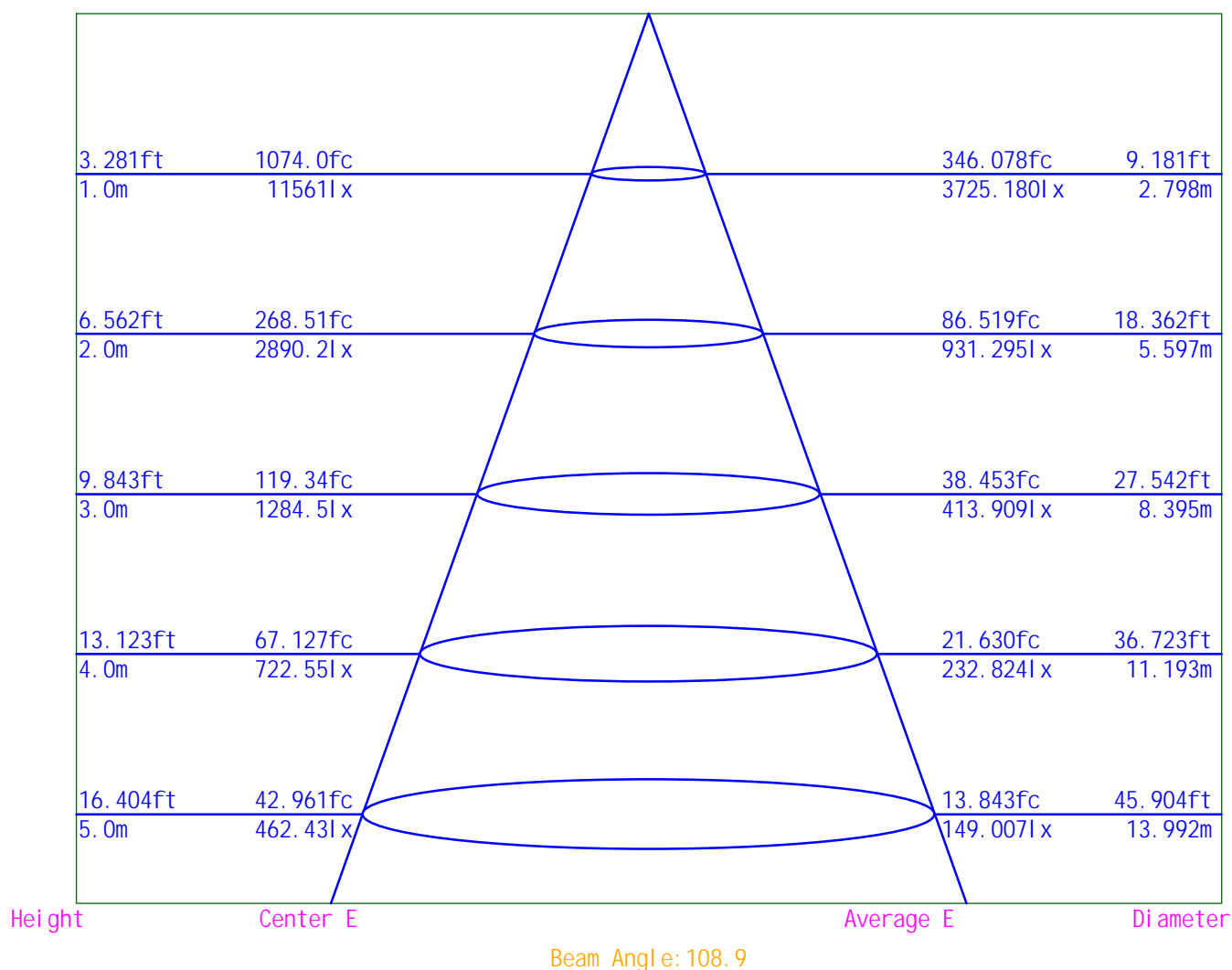
Space Plane Maximum Illuminance and @Angle:11688.07lx,2.5deg  
 Plane Maximum Lighting Intensity and @Angle:11721.511cd,0deg

---

### Illuminance-Distance Diagram

Lum. Name: BIANCO300W	Lum. Catalog:	Test ID: BIANCO300W
Lamp Name:	Lamp Catalog:	Test Lab:
Manufacture: BBT LIGHTING	Test Machine: GON-2000	Test Date: 2022/04/01

Illuminance-Distance Curve



**IES Flood Report**  
**Photometric Filename:BBT 300W.IES**

**Candela Tabulation**

V/H	$\beta$ -90.0	$\beta$ -85.0	$\beta$ -80.0	$\beta$ -75.0	$\beta$ -70.0	$\beta$ -65.0	$\beta$ -60.0	$\beta$ -55.0	$\beta$ -50.0	$\beta$ -45.0	$\beta$ -40.0	$\beta$ -35.0
B-90.0	0.3	0.4	0.4	0.4	0.5	0.5	0.6	0.6	0.6	0.7	0.7	0.8
B-85.0	0.3	0.3	0.3	0.3	0.3	0.5	1.3	2.2	3.1	4.0	4.9	6.0
B-80.0	0.3	0.3	0.2	1.2	2.8	4.9	8.2	11.4	15.7	20.5	24.8	29.6
B-75.0	0.3	0.3	1.1	3.3	7.8	13.5	21.5	32.0	44.3	62.3	82.1	116.3
B-70.0	0.3	0.2	2.4	7.4	15.8	28.5	47.3	84.0	174.1	304.3	492.8	673.5
B-65.0	0.3	0.4	4.0	12.5	28.1	57.5	126.9	324.7	602.4	915.7	1232.3	1538.0
B-60.0	0.3	0.9	6.7	20.0	47.2	130.1	406.5	784.5	1215.6	1668.3	2135.4	2595.2
B-55.0	0.3	1.4	9.2	30.5	89.1	340.8	792.7	1327.3	1913.7	2539.7	3127.4	3719.8
B-50.0	0.3	1.9	12.8	43.7	192.0	627.2	1232.1	1923.3	2680.8	3434.1	4159.6	4812.2
B-45.0	0.3	2.4	16.9	66.4	344.7	948.2	1695.5	2555.3	3444.1	4309.1	5118.2	5795.2
B-40.0	0.3	2.8	20.7	95.0	542.2	1273.8	2172.9	3159.5	4169.1	5129.7	5936.8	6681.4
B-35.0	0.3	3.3	25.3	142.3	731.7	1590.9	2635.3	3756.6	4837.8	5820.3	6706.7	7385.6
B-30.0	0.3	4.1	31.4	228.7	927.1	1904.1	3056.5	4255.5	5449.6	6476.0	7296.3	7975.1
B-25.0	0.3	4.7	36.7	304.0	1097.4	2186.4	3442.5	4713.5	5892.5	6954.8	7800.5	8469.9
B-20.0	0.3	5.3	41.1	370.6	1254.8	2430.8	3770.9	5104.7	6327.6	7358.4	8206.0	8876.2
B-15.0	0.3	5.7	44.6	438.3	1379.6	2625.0	4011.0	5419.1	6670.1	7676.0	8535.3	9208.9
B-10.0	0.3	5.9	47.1	487.7	1470.5	2770.7	4184.4	5624.1	6875.2	7913.6	8785.6	9477.1
B-5.0	0.3	6.1	48.6	518.2	1526.4	2860.4	4289.2	5736.0	7005.7	8063.4	8962.5	9668.2
B0.0	0.3	6.1	49.1	529.7	1546.8	2892.7	4325.0	5777.4	7058.5	8132.6	9058.7	9784.6
B5.0	0.3	6.1	48.4	516.9	1523.8	2856.2	4282.4	5724.7	6991.1	8050.0	8953.2	9660.3
B10.0	0.3	5.9	46.7	485.1	1465.3	2762.1	4170.6	5602.2	6845.9	7885.6	8765.4	9461.4
B15.0	0.3	5.6	44.1	434.5	1372.1	2611.5	3989.9	5389.0	6626.3	7631.5	8500.9	9183.4
B20.0	0.3	5.2	40.5	365.7	1245.1	2415.4	3741.9	5071.2	6270.8	7295.6	8152.7	8838.0
B25.0	0.3	4.7	36.0	298.7	1085.7	2172.1	3413.8	4676.1	5826.3	6874.7	7723.6	8409.0
B30.0	0.3	4.0	30.7	223.8	914.4	1889.1	3029.2	4209.7	5381.2	6380.8	7193.6	7882.8
B35.0	0.3	3.2	24.6	138.5	718.9	1570.2	2599.7	3699.8	4780.2	5720.5	6584.7	7257.4
B40.0	0.3	2.7	20.0	91.8	529.0	1250.8	2146.7	3119.0	4100.8	5045.7	5807.7	6530.3
B45.0	0.3	2.3	16.3	63.7	331.2	925.4	1666.7	2504.3	3378.5	4226.4	5015.3	5643.7
B50.0	0.3	1.9	12.3	41.5	183.1	606.9	1199.3	1891.9	2618.5	3354.1	4057.4	4705.7
B55.0	0.3	1.4	8.8	28.7	83.7	321.3	763.8	1285.6	1875.2	2463.6	3053.4	3591.3
B60.0	0.3	0.9	6.4	18.7	43.6	120.5	381.1	748.8	1166.1	1615.2	2076.4	2496.2
B65.0	0.3	0.3	3.8	11.6	25.6	52.0	115.0	294.4	563.9	863.0	1167.1	1465.6
B70.0	0.3	0.2	2.2	6.9	14.4	25.3	41.4	73.2	152.2	264.1	444.5	615.6
B75.0	0.3	0.2	1.0	3.0	7.0	12.0	18.6	27.1	36.7	50.8	65.8	92.3
B80.0	0.3	0.3	0.2	1.0	2.4	4.2	7.0	9.8	13.1	16.5	19.5	22.6
B85.0	0.3	0.3	0.2	0.2	0.2	0.3	1.0	1.7	2.4	3.1	3.8	4.6
B90.0	0.3	0.3	0.3	0.3	0.3	0.2	0.2	0.2	0.2	0.2	0.1	0.1
V/H	$\beta$ -30.0	$\beta$ -25.0	$\beta$ -20.0	$\beta$ -15.0	$\beta$ -10.0	$\beta$ -5.0	$\beta$ 0.0	$\beta$ 5.0	$\beta$ 10.0	$\beta$ 15.0	$\beta$ 20.0	$\beta$ 25.0
B-90.0	0.8	0.8	0.9	0.9	1.0	1.0	1.0	1.0	0.9	0.9	0.8	0.7
B-85.0	7.3	8.6	9.7	10.6	11.4	12.1	12.5	11.9	11.1	10.2	9.1	7.9
B-80.0	35.0	39.4	43.0	45.8	47.7	48.8	49.1	47.9	46.1	43.5	40.3	36.5
B-75.0	181.8	234.7	280.6	339.1	379.3	400.7	402.9	393.6	365.4	318.6	254.0	206.6
B-70.0	861.4	1024.2	1171.1	1285.3	1365.5	1411.0	1421.3	1401.5	1346.7	1257.4	1134.5	979.3
B-65.0	1836.6	2110.6	2354.0	2544.7	2673.3	2747.6	2767.2	2736.5	2651.3	2512.0	2310.8	2057.3
B-60.0	2994.9	3371.4	3696.1	3949.8	4135.2	4248.0	4284.4	4239.4	4116.7	3918.3	3647.5	3312.0

**IES Flood Report**  
**Photometric Filename:BBT 300W.IES**

**Candela Tabulation - (Cont.)**

V/H	$\beta$ -30.0	$\beta$ -25.0	$\beta$ -20.0	$\beta$ -15.0	$\beta$ -10.0	$\beta$ -5.0	$\beta$ 0.0	$\beta$ 5.0	$\beta$ 10.0	$\beta$ 15.0	$\beta$ 20.0	$\beta$ 25.0
B-55.0	4236.0	4670.3	5026.7	5304.3	5490.1	5593.6	5621.6	5585.2	5470.7	5271.5	4980.9	4617.3
B-50.0	5391.3	5831.2	6212.5	6491.8	6660.8	6755.1	6772.9	6746.9	6643.9	6465.3	6182.8	5799.4
B-45.0	6407.4	6848.2	7193.1	7436.4	7591.9	7655.0	7649.8	7649.2	7579.2	7415.6	7162.6	6806.1
B-40.0	7231.7	7670.2	7977.2	8173.7	8276.5	8304.2	8266.0	8303.4	8272.5	8162.8	7957.6	7636.8
B-35.0	7924.3	8324.5	8592.8	8764.0	8849.1	8860.7	8800.4	8868.9	8862.0	8776.9	8593.7	8306.5
B-30.0	8493.9	8867.8	9132.7	9309.7	9403.3	9415.7	9349.9	9434.8	9436.5	9348.5	9165.0	8884.6
B-25.0	8972.2	9349.9	9623.1	9797.3	9895.0	9922.4	9868.1	9949.6	9948.1	9866.4	9691.5	9400.8
B-20.0	9385.3	9765.7	10027.0	10204.1	10329.8	10384.6	10344.9	10402.6	10377.8	10289.0	10132.0	9856.0
B-15.0	9727.4	10091.0	10341.6	10554.5	10727.3	10799.9	10766.6	10807.3	10751.8	10619.7	10463.3	10221.2
B-10.0	9992.0	10333.7	10597.3	10858.2	11051.8	11141.0	11094.1	11141.1	11061.0	10898.9	10710.8	10496.7
B-5.0	10181.1	10508.5	10794.1	11071.3	11302.1	11415.5	11274.1	11401.4	11302.3	11099.9	10890.4	10693.4
B0.0	10306.4	10626.2	10919.3	11210.2	11478.0	11669.9	11560.8	11644.7	11461.3	11237.6	11015.6	10829.5
B5.0	10170.9	10496.3	10780.4	11055.0	11283.7	11390.7	11233.0	11376.5	11283.9	11083.6	10876.7	10681.3
B10.0	9972.0	10310.4	10569.3	10824.4	11014.2	11096.8	11030.8	11096.9	11023.4	10865.1	10682.9	10473.4
B15.0	9699.8	10057.5	10301.0	10508.5	10670.3	10735.3	10687.7	10742.8	10694.7	10573.7	10422.8	10187.7
B20.0	9351.2	9722.3	9978.2	10144.6	10260.9	10307.4	10255.7	10325.4	10308.9	10229.5	10083.2	9812.6
B25.0	8924.6	9303.3	9564.2	9730.9	9818.2	9832.5	9764.9	9859.8	9871.3	9800.1	9632.7	9354.1
B30.0	8419.7	8806.0	9072.8	9239.2	9319.1	9321.0	9243.8	9340.1	9352.2	9278.0	9105.1	8822.9
B35.0	7807.8	8224.8	8508.3	8682.4	8766.6	8770.4	8700.7	8778.6	8779.5	8695.3	8509.2	8206.9
B40.0	7071.3	7514.8	7831.8	8038.4	8147.3	8175.8	8130.6	8174.9	8143.3	8027.5	7812.2	7481.4
B45.0	6225.4	6650.4	6984.2	7224.3	7376.2	7431.8	7412.1	7426.0	7363.5	7203.5	6953.8	6608.3
B50.0	5232.0	5632.3	5983.8	6238.7	6388.9	6463.1	6459.0	6454.8	6372.0	6212.1	5954.1	5600.5
B55.0	4105.9	4533.5	4862.4	5093.8	5244.4	5321.6	5327.2	5313.2	5225.0	5060.9	4816.6	4480.6
B60.0	2899.4	3242.2	3521.6	3768.6	3946.1	4049.0	4073.3	4040.5	3927.5	3737.1	3473.0	3182.8
B65.0	1770.6	2029.9	2238.8	2401.0	2525.5	2593.8	2604.8	2582.6	2503.5	2368.3	2195.6	1976.6
B70.0	789.8	938.8	1076.5	1181.5	1252.8	1289.8	1292.1	1280.4	1234.0	1153.6	1039.9	894.0
B75.0	143.9	182.5	215.6	267.7	301.6	317.0	313.9	310.0	287.6	247.2	189.0	154.4
B80.0	26.0	28.5	30.1	30.9	31.1	30.7	29.8	29.8	29.5	28.7	27.4	25.6
B85.0	5.6	6.5	7.3	7.9	8.4	8.8	9.1	8.7	8.1	7.5	6.7	5.8
B90.0	0.1	0.1	0.1	0.1	0.0	0.0	0.0	0.0	0.0	0.0	0.0	0.0
V/H	$\beta$ 30.0	$\beta$ 35.0	$\beta$ 40.0	$\beta$ 45.0	$\beta$ 50.0	$\beta$ 55.0	$\beta$ 60.0	$\beta$ 65.0	$\beta$ 70.0	$\beta$ 75.0	$\beta$ 80.0	$\beta$ 85.0
B-90.0	0.7	0.6	0.6	0.5	0.5	0.4	0.3	0.3	0.2	0.2	0.1	0.1
B-85.0	6.6	5.2	4.1	3.2	2.3	1.6	0.9	0.3	0.1	0.1	0.1	0.1
B-80.0	32.1	27.2	22.6	18.3	13.7	9.6	6.4	3.3	1.6	0.6	0.1	0.0
B-75.0	156.6	98.4	68.6	51.8	37.0	27.1	18.4	10.9	5.7	1.7	0.5	0.0
B-70.0	810.8	618.8	434.9	244.4	137.6	66.1	37.6	23.5	12.7	5.2	1.0	0.0
B-65.0	1774.6	1470.0	1158.0	838.1	526.6	250.7	96.9	44.2	22.7	9.5	2.1	0.1
B-60.0	2925.9	2517.8	2049.0	1577.8	1122.3	694.2	322.6	97.3	35.8	16.0	4.3	0.3
B-55.0	4183.0	3633.4	3033.2	2439.4	1807.0	1222.1	693.3	252.1	65.9	23.7	6.4	0.5
B-50.0	5324.8	4731.4	4083.0	3323.7	2566.5	1804.6	1117.7	526.2	139.6	32.5	9.5	0.6
B-45.0	6354.8	5744.8	5023.8	4230.8	3319.4	2429.3	1570.6	831.7	248.0	48.4	13.0	0.8
B-40.0	7184.5	6617.9	5890.9	5021.3	4069.9	3023.7	2036.4	1146.6	435.7	68.6	16.2	0.9
B-35.0	7889.4	7331.0	6632.3	5752.6	4715.3	3611.5	2492.8	1455.5	615.2	101.7	19.6	1.3
B-30.0	8477.3	7933.0	7229.7	6391.1	5328.7	4149.0	2905.2	1757.5	799.2	161.4	23.5	1.9
B-25.0	8993.2	8442.9	7741.8	6870.2	5820.9	4582.3	3282.4	2031.9	959.3	213.0	26.8	2.4

**IES Flood Report**  
**Photometric Filename:BBT 300W.IES**

---

**Candela Tabulation - (Cont.)**

V/H	β 30.0	β 35.0	β 40.0	β 45.0	β 50.0	β 55.0	β 60.0	β 65.0	β 70.0	β 75.0	β 80.0	β 85.0
B-20.0	9438.5	8877.9	8161.0	7278.9	6241.1	4958.6	3602.9	2271.2	1111.5	261.4	29.6	2.8
B-15.0	9818.1	9244.9	8500.2	7600.4	6563.1	5274.3	3862.1	2460.1	1231.3	324.4	31.7	3.2
B-10.0	10117.1	9534.6	8765.1	7840.8	6768.4	5491.4	4048.8	2599.6	1317.6	369.8	33.2	3.4
B-5.0	10338.2	9746.5	8953.1	7993.2	6897.3	5616.3	4160.8	2683.6	1369.4	397.3	34.0	3.5
B0.0	10487.0	9875.9	9053.3	8060.8	6946.1	5659.3	4196.3	2710.8	1386.3	406.4	34.2	3.5
B5.0	10328.0	9738.7	8943.9	7979.8	6882.7	5604.9	4154.0	2679.4	1366.8	395.9	33.8	3.5
B10.0	10097.1	9518.8	8744.9	7812.8	6739.2	5469.5	4035.0	2591.0	1312.5	367.2	32.8	3.3
B15.0	9790.5	9219.4	8465.8	7555.9	6519.3	5244.2	3840.9	2446.6	1223.8	320.6	31.2	3.1
B20.0	9404.4	8839.7	8107.7	7216.1	6184.4	4925.1	3573.9	2255.8	1101.7	256.5	28.9	2.8
B25.0	8945.7	8381.9	7664.9	6790.1	5754.7	4544.9	3253.7	2017.5	947.6	207.7	26.1	2.3
B30.0	8403.1	7840.6	7127.0	6295.9	5260.3	4103.2	2877.9	1742.4	786.6	156.5	22.7	1.8
B35.0	7772.9	7202.8	6510.2	5652.7	4657.7	3554.6	2457.3	1434.8	602.4	97.8	18.8	1.2
B40.0	7024.2	6466.8	5761.8	4937.3	4001.6	2983.2	2010.2	1123.6	422.5	65.4	15.5	0.9
B45.0	6172.9	5593.3	4920.8	4148.1	3253.8	2378.3	1541.7	808.9	234.5	45.6	12.4	0.7
B50.0	5165.4	4624.9	3980.9	3243.6	2504.2	1773.1	1084.9	505.9	130.7	30.2	9.0	0.6
B55.0	4052.9	3504.9	2959.1	2363.3	1768.5	1180.4	664.3	232.5	60.5	21.9	6.0	0.4
B60.0	2830.4	2418.8	1990.0	1524.7	1072.8	658.4	297.1	87.7	32.2	14.7	4.0	0.2
B65.0	1708.6	1397.5	1092.8	785.3	488.1	220.4	84.9	38.7	20.2	8.7	1.8	0.1
B70.0	739.1	561.0	386.6	204.2	115.7	55.4	31.7	20.4	11.3	4.6	0.9	0.0
B75.0	118.6	74.3	52.3	40.4	29.4	22.2	15.4	9.4	4.9	1.4	0.4	0.0
B80.0	23.2	20.2	17.3	14.4	11.1	7.9	5.3	2.6	1.2	0.4	0.0	0.0
B85.0	4.9	3.8	3.0	2.3	1.7	1.1	0.6	0.1	0.0	0.0	0.0	0.0
B90.0	0.0	0.0	0.0	0.0	0.0	0.0	0.0	0.0	0.0	0.0	0.0	0.0
V/H	β 90.0											
B-90.0	0.0											
B-85.0	0.0											
B-80.0	0.0											
B-75.0	0.0											
B-70.0	0.0											
B-65.0	0.0											
B-60.0	0.0											
B-55.0	0.0											
B-50.0	0.0											
B-45.0	0.0											
B-40.0	0.0											
B-35.0	0.0											
B-30.0	0.0											
B-25.0	0.0											
B-20.0	0.0											
B-15.0	0.0											
B-10.0	0.0											
B-5.0	0.0											
B0.0	0.0											
B5.0	0.0											
B10.0	0.0											

---

# IES Flood Report

Photometric Filename:BBT 300W.IES

---

## Candela Tabulation - (Cont.)

V/H	β 90.0
B15.0	0.0
B20.0	0.0
B25.0	0.0
B30.0	0.0
B35.0	0.0
B40.0	0.0
B45.0	0.0
B50.0	0.0
B55.0	0.0
B60.0	0.0
B65.0	0.0
B70.0	0.0
B75.0	0.0
B80.0	0.0
B85.0	0.0
B90.0	0.0

---