

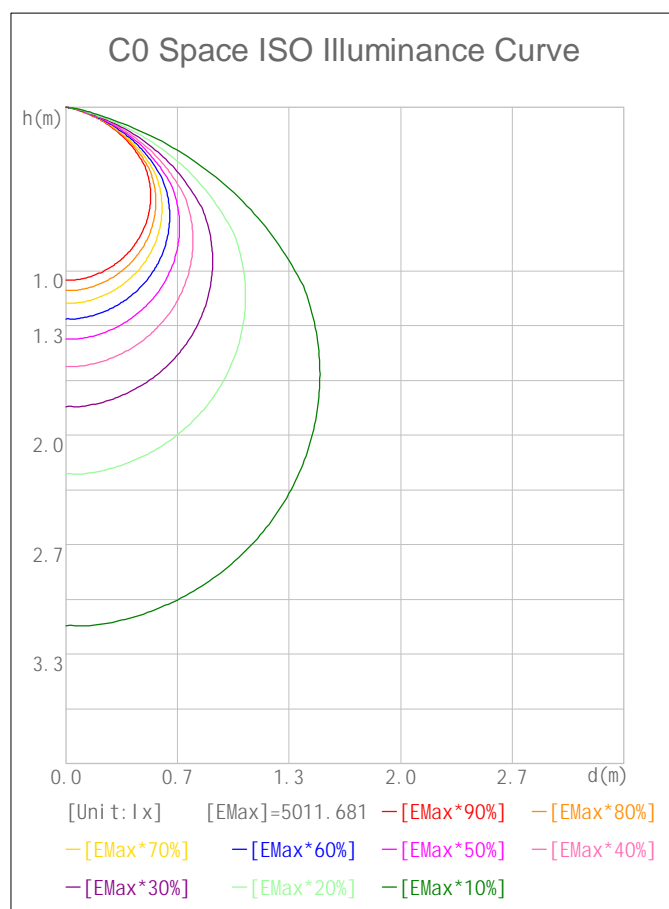
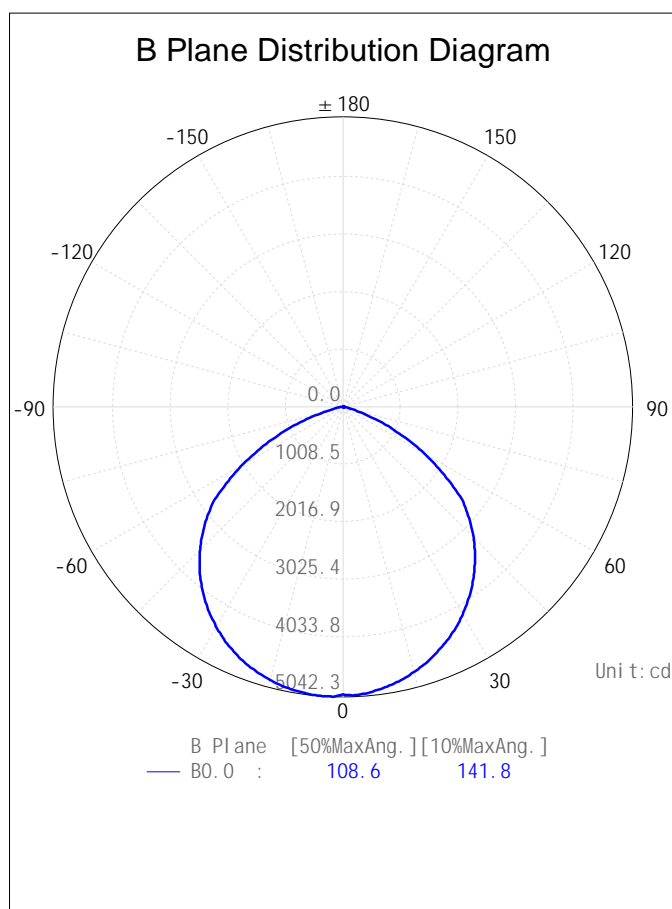
Flood Luminaire Photometric Data

Description Information

Luminary Name: BIANCO100W		Lum. Catalog:	Test ID: BIANCO100W
Lamp Name:		Lamp Catalog:	Test Date: 2022/04/01
Manufacture: BBT LIGHTING		Shld. Ang(°):	Test Machine: GON-2000
Test Lab:		Frequency(Hz):	Lamp CCT(K): Ra:
Lum. Size(W*L*H): 0.000m*0.000m*0.000m		Lum. Area(m2): 0.000	Lum. W(kg): 0.000
Test System: C, γ	Test Step: C=90.0 γ=2.0	Temp.(°C): 25	Humidity(%): 60.0

Character Parameter

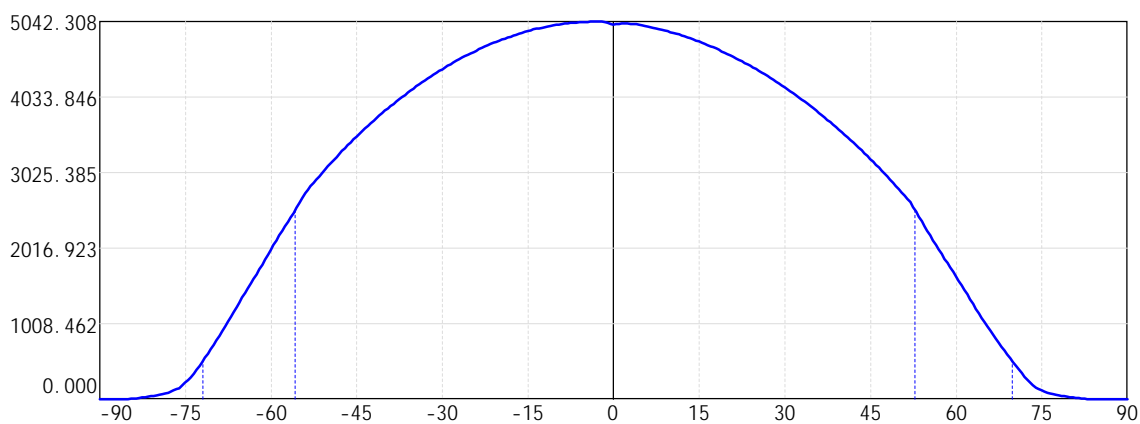
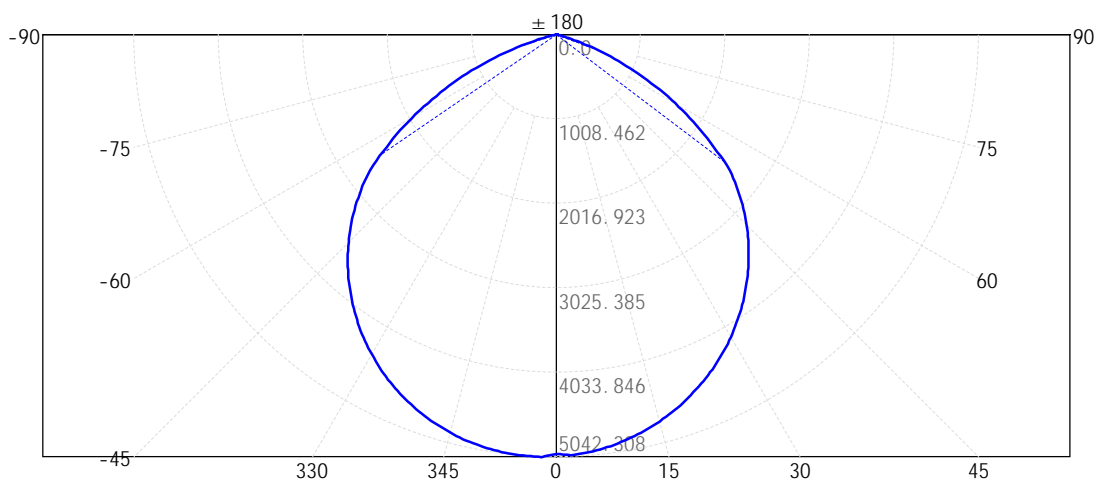
Lamp Speciality Parameter	Luminaire Speciality Parameter	
Rated Flux(lm): 1000.000	Luminary Flux(lm): 12272.446	Beam Lumens(lm): 9757.02
Rated Power(W):	Luminary Efficiency: 1227.24%	Beam Efficiency(%): 79.50
Rated Voltage(V):	Luminary EER(lm/W): 120.911	Field Lumens(lm): 12061.34
Tested Power(W): 101.500	Max. Candela(cd): 5042.308	Field Efficiency(%): 98.28
Lamps' Inside: 1	Max Cand@Ang.(°): B=0.0 β=-2.0	ErP φuse(120°): 11083.771lm
Tested Electrics(V, A, pf): 230.2, 0.448, 0.983	Beam Angle(50%)(V, H): 105.5(°), 108.3(°)	IRF(%): 112.090
Lamp Size(W*L*H): 0.000m*0.000m*0.000m	Field Angle(10%)(V, H): 138.0(°), 142.1(°)	



2D Plane Light Intensity Distribution Curve

Lum. Name: BIANCO100W	Lum. Catalog:	Test ID: BIANCO100W
Lamp Name:	Lamp Catalog:	Test Lab:
Manufacture: BBT LIGHTING	Test Machine: GON-2000	Test Date: 2022/04/01

B Plane Distribution Diagram



B Plane
 B0.0 :

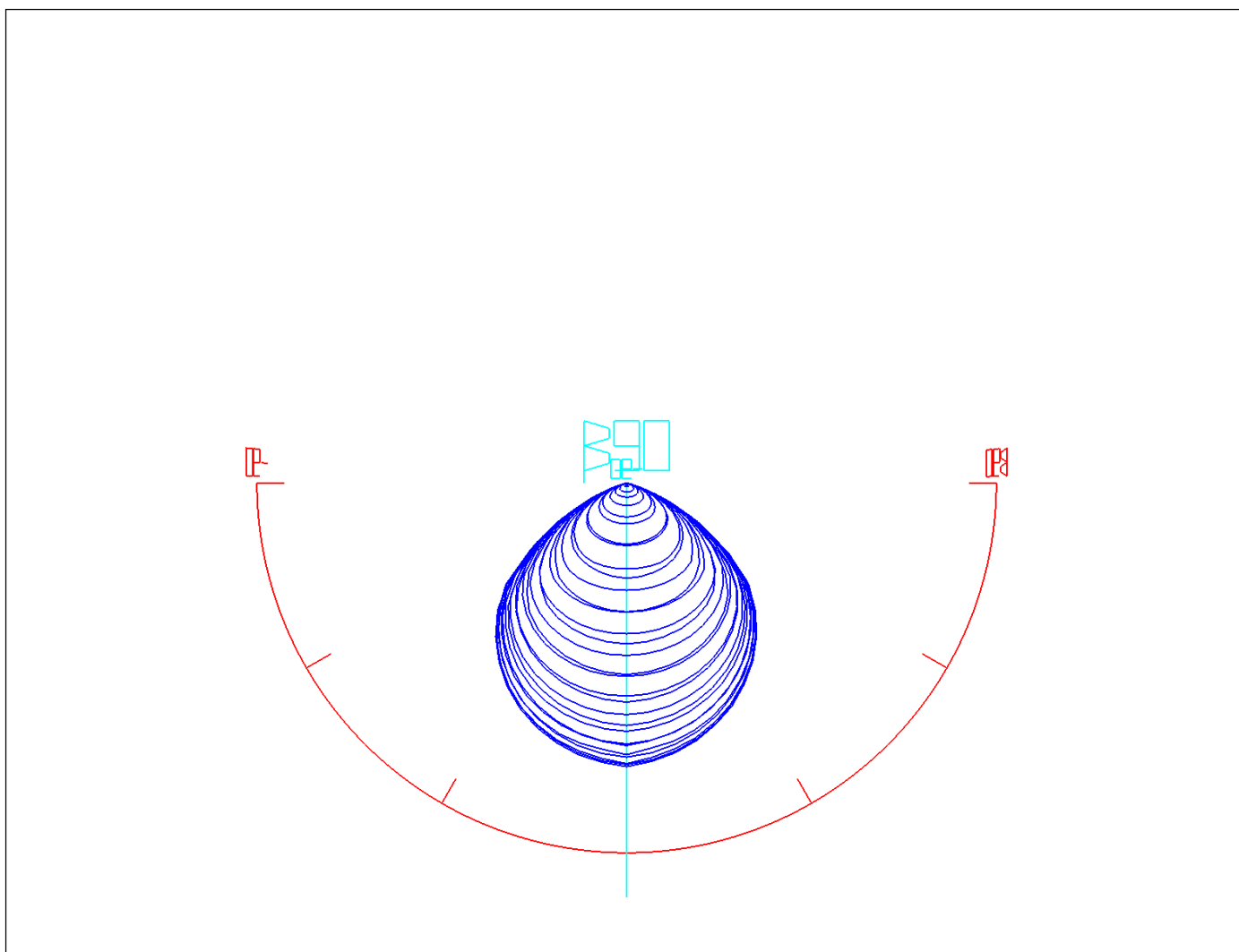
[50%MaxAng.]
 108.6

[10%MaxAng.] t:cd
 141.8

3D Light Intensity Distribution Modal

Lum. Name: BIANCO100W	Lum. Catalog:	Test ID: BIANCO100W
Lamp Name:	Lamp Catalog:	Test Lab:
Manufacture: BBT LIGHTING	Test Machine: GON-2000	Test Date: 2022/04/01

3D Light Intensity Distribution Modal



Curves: 3D Model ——— Fixture ——— Vert. HUD ——— Hori. HUD ———
View Angles: Orient:0 Tilt:0 Roll:0 Spin:0

IES Flood Report

Photometric Filename:BBT 100W.IES

Zone Lumens Tabulation - (Cont.)

	β 30.0	β 35.0	β 40.0	β 45.0	β 50.0	β 55.0	β 60.0	β 65.0	β 70.0	β 75.0	β 80.0	β 85.0	β 90.0
B-30.0	22.45	19.44	16.23	12.63	8.99	5.83	3.22	1.37	0.35	0.07	0.01	0.00	
B-25.0	23.62	20.50	17.22	13.72	9.90	6.51	3.67	1.63	0.43	0.09	0.01	0.00	
B-20.0	24.54	21.34	17.97	14.49	10.66	7.06	4.06	1.85	0.50	0.09	0.01	0.00	
B-15.0	25.22	21.95	18.52	15.01	11.24	7.48	4.36	2.02	0.57	0.10	0.01	0.00	
B-10.0	25.66	22.34	18.87	15.33	11.62	7.77	4.58	2.15	0.62	0.11	0.01	0.00	
B-5.0	25.86	22.52	19.03	15.47	11.80	7.93	4.69	2.22	0.65	0.11	0.01	0.00	
B0.0	25.84	22.51	19.03	15.47	11.82	7.94	4.70	2.22	0.65	0.11	0.01	0.00	
B5.0	25.61	22.31	18.86	15.33	11.65	7.80	4.60	2.16	0.62	0.11	0.01	0.00	
B10.0	25.15	21.90	18.51	15.02	11.30	7.52	4.41	2.05	0.58	0.10	0.01	0.00	
B15.0	24.45	21.29	17.96	14.54	10.75	7.11	4.12	1.88	0.51	0.10	0.01	0.00	
B20.0	23.52	20.46	17.22	13.82	10.01	6.59	3.74	1.67	0.43	0.09	0.01	0.00	
B25.0	22.38	19.42	16.27	12.79	9.11	5.94	3.30	1.41	0.35	0.08	0.01	0.00	
B30.0	20.99	18.14	15.04	11.45	8.07	5.18	2.81	1.13	0.28	0.06	0.00	0.00	
B35.0	19.34	16.57	13.25	9.93	6.95	4.32	2.27	0.83	0.22	0.05	0.00	0.00	
B40.0	17.28	14.27	11.21	8.30	5.69	3.43	1.69	0.57	0.17	0.04	0.00	0.00	
B45.0	14.32	11.66	9.04	6.62	4.35	2.53	1.13	0.37	0.13	0.03	0.00	0.00	
B50.0	11.12	9.01	6.87	4.81	3.07	1.63	0.66	0.26	0.09	0.02	0.00	0.00	
B55.0	8.05	6.30	4.63	3.13	1.83	0.87	0.38	0.17	0.06	0.01	0.00	0.00	
B60.0	4.97	3.77	2.61	1.60	0.86	0.45	0.24	0.11	0.03	0.00	0.00	0.00	
B65.0	2.32	1.63	1.07	0.68	0.43	0.26	0.14	0.06	0.01	0.00	0.00	0.00	
B70.0	0.82	0.63	0.47	0.33	0.22	0.12	0.06	0.02	0.00	0.00	0.00	0.00	
B75.0	0.34	0.26	0.19	0.13	0.08	0.04	0.02	0.00	0.00	0.00	0.00	0.00	
B80.0	0.08	0.06	0.04	0.02	0.01	0.00	0.00	0.00	0.00	0.00	0.00	0.00	
B85.0	0.00	0.00	0.00	0.00	0.00	0.00	0.00	0.00	0.00	0.00	0.00	0.00	
B90.0													
Total	142.17	149.81	156.88	163.34	169.12	174.19	178.51	182.03	184.72	186.56	187.52	187.57	

	β 90.0	Total
B-90.0		0.00
B-85.0		0.01
B-80.0		0.18
B-75.0		0.73
B-70.0		1.62
B-65.0		2.82
B-60.0		4.55
B-55.0		7.37
B-50.0		12.46
B-45.0		19.29
B-40.0		27.31
B-35.0		36.40
B-30.0		46.49
B-25.0		56.40
B-20.0		66.67
B-15.0		76.62
B-10.0		86.83
B-5.0		95.58
B0.0		

IES Flood Report

Photometric Filename:BBT 100W.IES

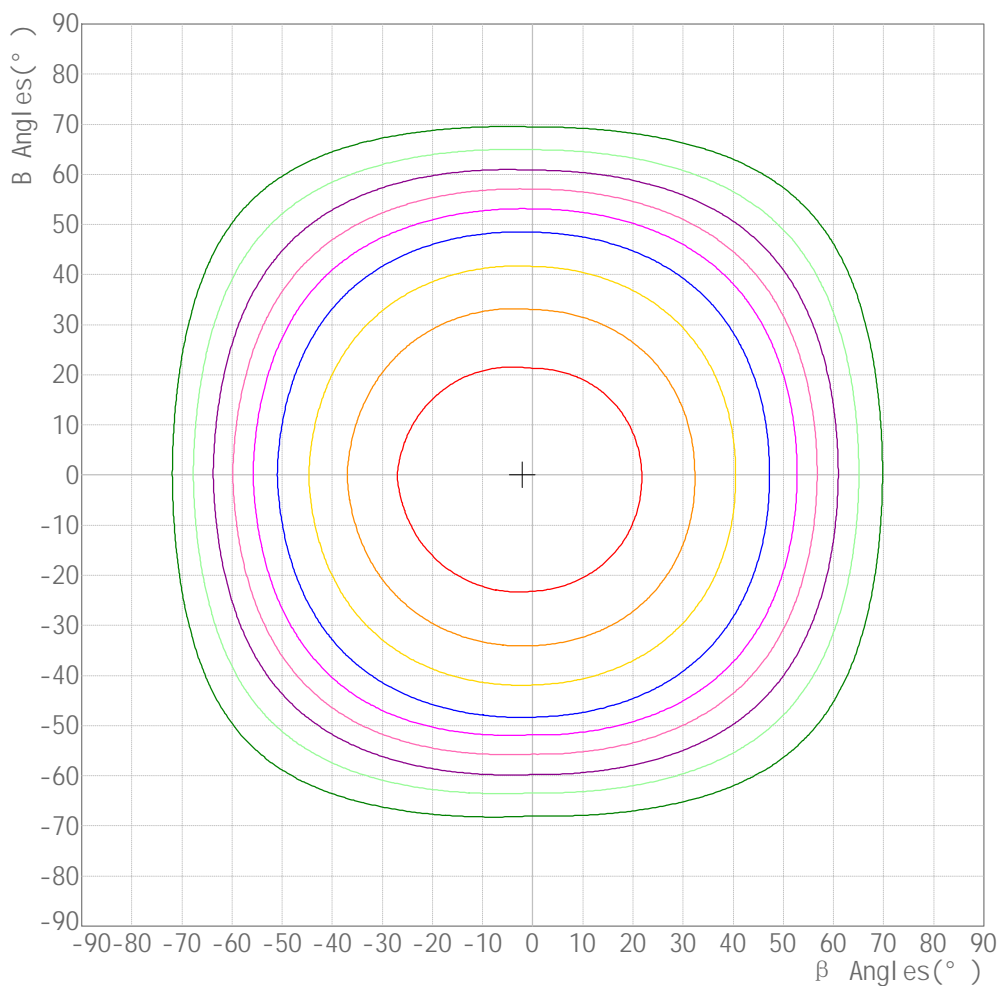
Zone Lumens Tabulation - (Cont.)

β 90.0	Total
B0.0	103.45
B5.0	110.66
B10.0	117.34
B15.0	123.47
B20.0	129.17
B25.0	134.43
B30.0	139.21
B35.0	143.60
B40.0	147.61
B45.0	151.19
B50.0	154.36
B55.0	157.19
B60.0	159.66
B65.0	161.75
B70.0	163.47
B75.0	164.88
B80.0	165.98
B85.0	166.83
B90.0	166.83
Total	12272.45

Rectangle ISO Lighting Intensity Diagram

Lum. Name: BIANCO100W	Lum. Catalog:	Test ID: BIANCO100W
Lamp Name:	Lamp Catalog:	Test Lab:
Manufacture: BBT LIGHTING	Test Machine: GON-2000	Test Date: 2022/04/01

ISO Lighting Intensity Curve



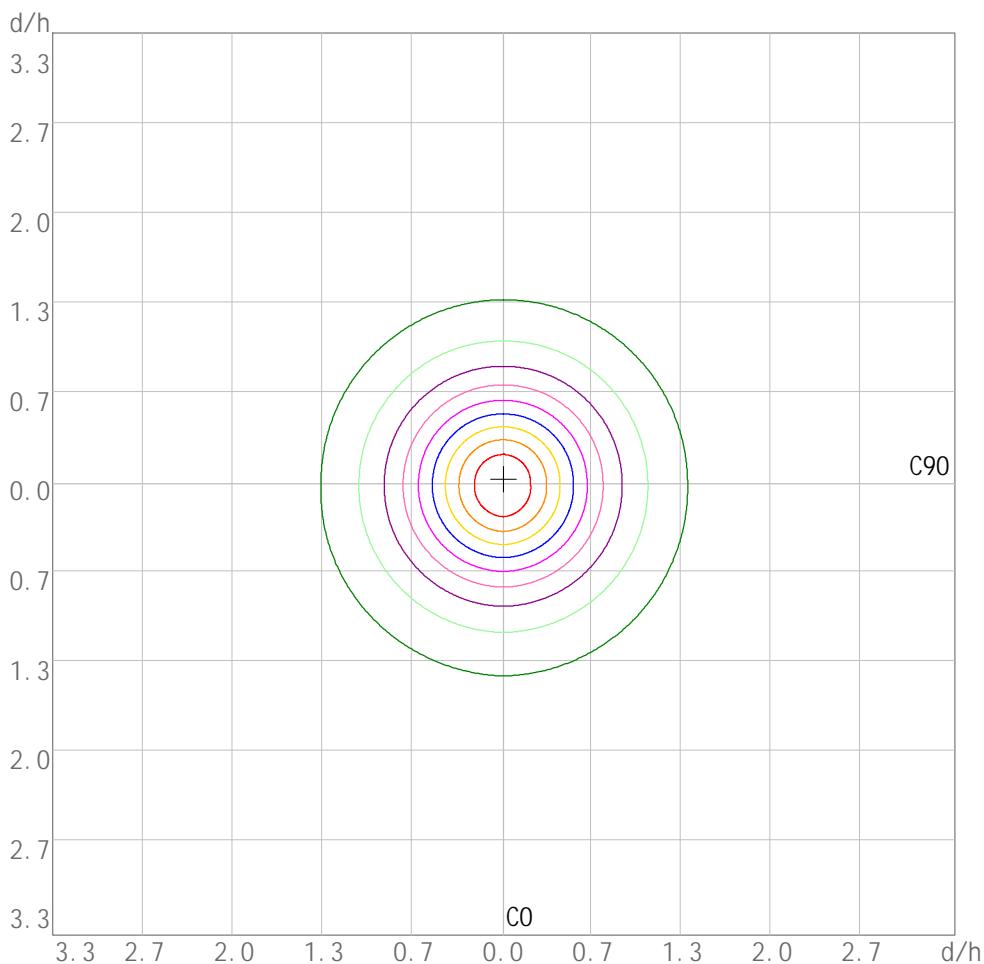
- Curves:
[Unit: cd]
[IMax] =5042.308
- [IMax*90%]=4538.077
 - [IMax*80%]=4033.846
 - [IMax*70%]=3529.616
 - [IMax*60%]=3025.385
 - [IMax*50%]=2521.154
 - [IMax*40%]=2016.923
 - [IMax*30%]=1512.692
 - [IMax*20%]=1008.462
 - [IMax*10%]=504.231

Maximum Light Intensity(cd): 5042.31
Maximum Cand. @Angle: H=-2.0°,V=0.0°

Plane ISO-Illuminance Diagram

Lum. Name: BIANCO100W	Lum. Catalog:	Test ID: BIANCO100W
Lamp Name:	Lamp Catalog:	Test Lab:
Manufacture: BBT LIGHTING	Test Machine: GON-2000	Test Date: 2022/04/01

Plane ISO-Illuminance Curve



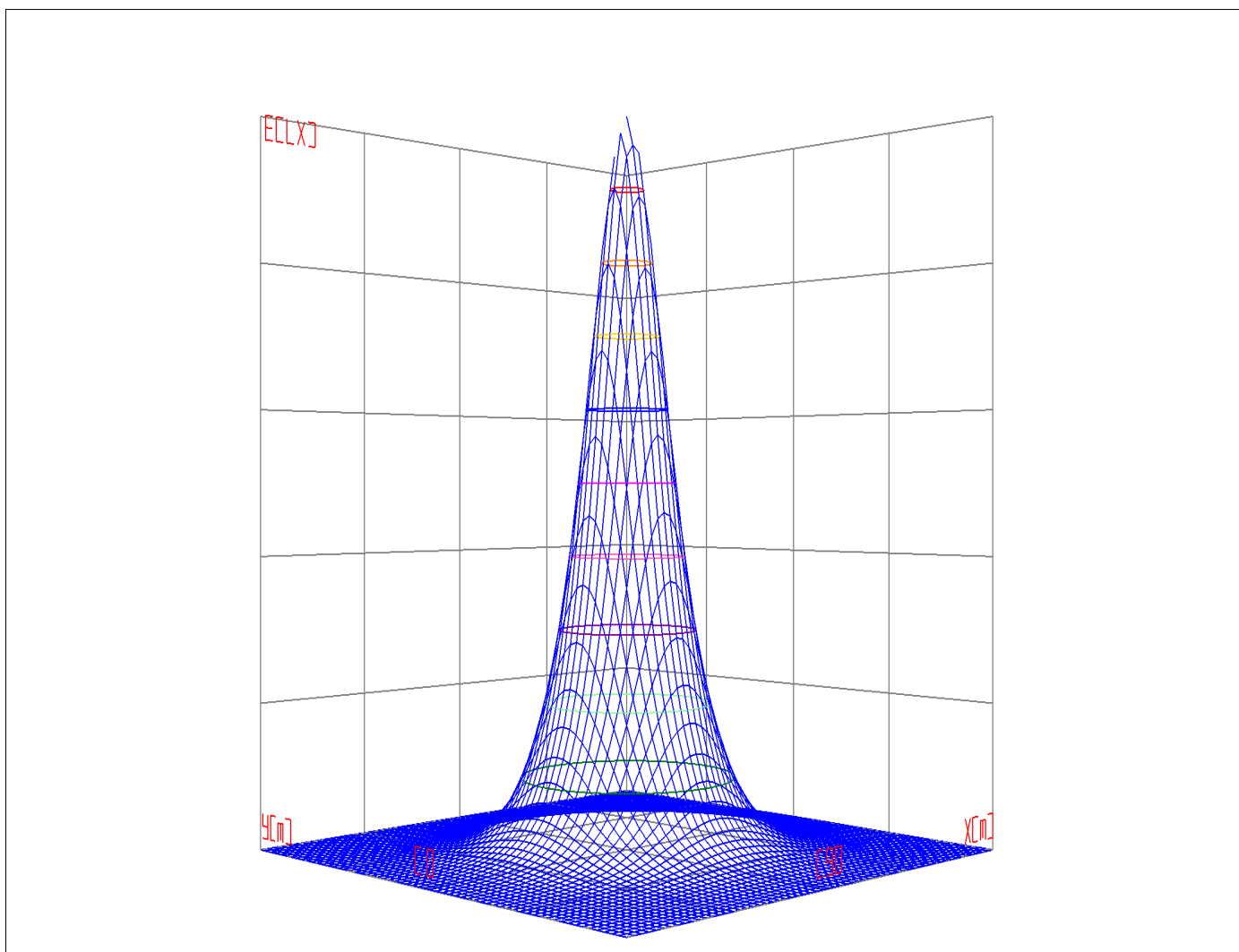
- Curves:
unit:lx
[E_{Max}] =559.233
— [E_{Max}*90%]=503.310
— [E_{Max}*80%]=447.387
— [E_{Max}*70%]=391.463
— [E_{Max}*60%]=335.540
— [E_{Max}*50%]=279.617
— [E_{Max}*40%]=223.693
— [E_{Max}*30%]=167.770
— [E_{Max}*20%]=111.847
— [E_{Max}*10%]=55.923

Working Plane Luminaire Mounting Height(m): 3.00
Working Plane Maximum Illuminance(lx): 559.23
Working Plane Maximum Illuminance Position(d/h):H0.0 V-0.0

3D Plane ISO Illuminance Diagram

Lum. Name: BIANCO100W	Lum. Catalog:	Test ID: BIANCO100W
Lamp Name:	Lamp Catalog:	Test Lab:
Manufacture: BBT LIGHTING	Test Machine: GON-2000	Test Date: 2022/04/01

3D Plane Illuminance Modal

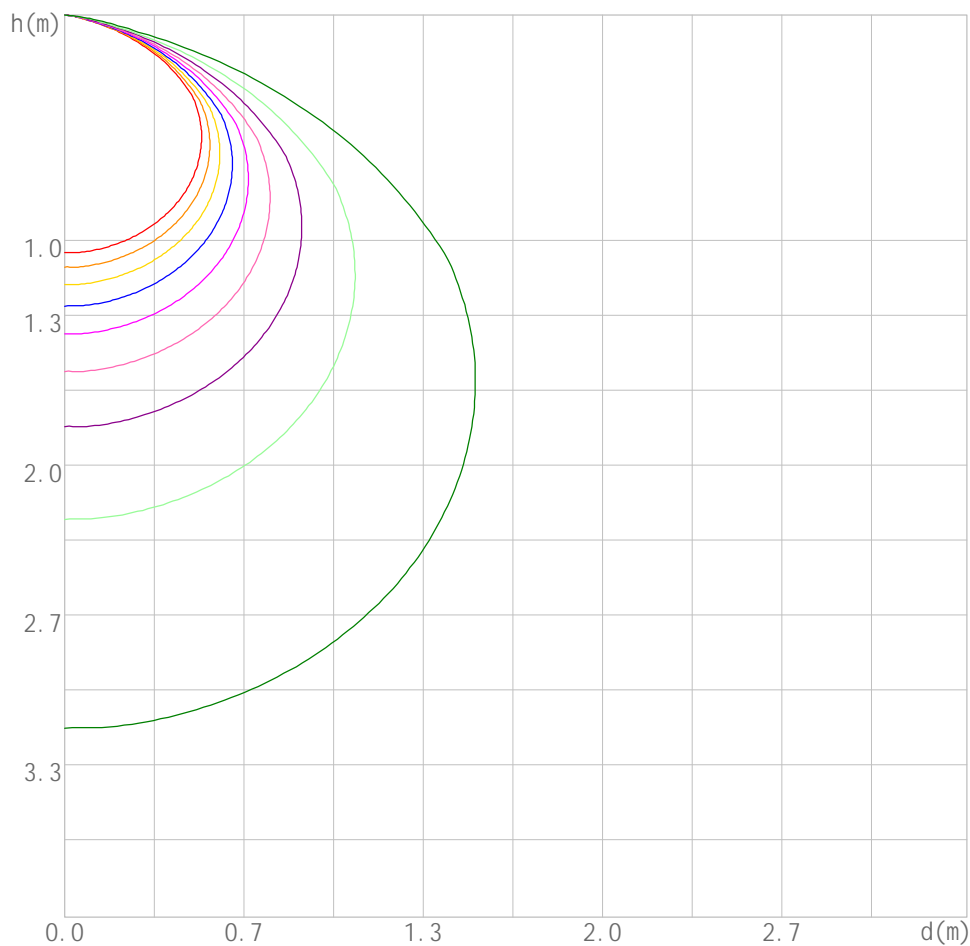


Curves: 3D Model — 90% — 80% — 70% — 60% — 50% — 40% — 30% — 20% — 10% —
View Angles(deg): 0 Height(m): 3.0 Distance(m): 10.0

Space ISO Illuminance Diagram

Lum. Name: BIANCO100W	Lum. Catalog:	Test ID: BIANCO100W
Lamp Name:	Lamp Catalog:	Test Lab:
Manufacture: BBT LIGHTING	Test Machine: GON-2000	Test Date: 2022/04/01

Space ISO Illuminance Curve



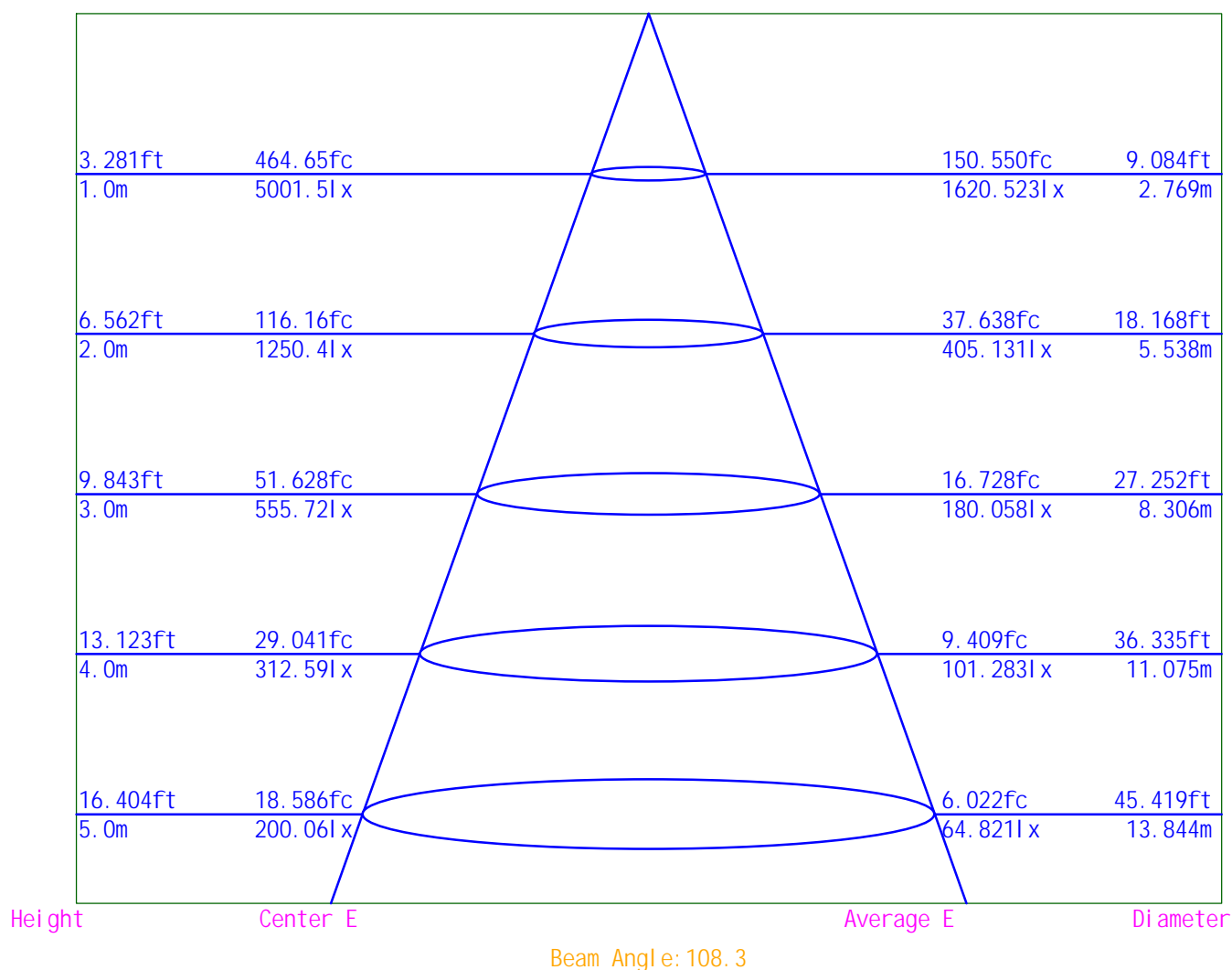
- Curves:
[Unit: lx]
[EMax] =5011.681
- [EMax*90%]=4510.513
 - [EMax*80%]=4009.345
 - [EMax*70%]=3508.177
 - [EMax*60%]=3007.009
 - [EMax*50%]=2505.841
 - [EMax*40%]=2004.672
 - [EMax*30%]=1503.504
 - [EMax*20%]=1002.336
 - [EMax*10%]=501.168

Space Plane Maximum Illuminance and @Angle:5011.68lx,0.0deg
Plane Maximum Lighting Intensity and @Angle:5019.431cd,0deg

Illuminance-Distance Diagram

Lum. Name: BIANCO100W	Lum. Catalog:	Test ID: BIANCO100W
Lamp Name:	Lamp Catalog:	Test Lab:
Manufacture: BBT LIGHTING	Test Machine: GON-2000	Test Date: 2022/04/01

Illuminance-Distance Curve



IES Flood Report
Photometric Filename:BBT 100W.IES

Candela Tabulation

V/H	β -90.0	β -85.0	β -80.0	β -75.0	β -70.0	β -65.0	β -60.0	β -55.0	β -50.0	β -45.0	β -40.0	β -35.0
B-90.0	0.00	0.00	0.00	0.00	0.00	0.00	0.00	0.00	0.00	0.00	0.00	0.00
B-85.0	0.00	0.00	0.00	0.00	0.00	0.00	0.00	0.00	0.00	0.00	0.00	0.29
B-80.0	0.00	0.00	0.00	0.00	0.00	0.73	3.36	5.76	10.02	15.23	19.87	24.65
B-75.0	0.00	0.00	0.00	0.00	3.86	9.45	19.26	30.57	43.17	56.15	68.76	81.60
B-70.0	0.00	0.00	0.00	3.94	13.49	28.46	47.64	69.44	96.73	126.61	175.39	216.58
B-65.0	0.00	0.00	0.78	9.81	28.85	54.78	86.51	133.92	217.24	310.04	413.34	519.40
B-60.0	0.00	0.00	3.66	20.13	48.78	87.76	162.15	288.44	442.94	620.82	799.00	960.14
B-55.0	0.00	0.00	6.41	32.22	72.11	140.18	301.91	512.26	755.84	997.27	1226.55	1443.55
B-50.0	0.00	0.00	11.17	45.86	103.67	244.61	489.13	786.99	1092.67	1389.58	1689.04	1975.71
B-45.0	0.00	0.00	17.00	60.44	141.78	379.56	707.59	1071.10	1429.77	1798.09	2132.55	2446.91
B-40.0	0.00	0.00	22.37	75.21	218.21	531.49	932.76	1345.86	1768.78	2171.83	2565.06	2849.23
B-35.0	0.00	0.36	27.97	91.92	296.69	687.26	1147.66	1607.03	2088.21	2523.59	2880.10	3193.89
B-30.0	0.00	1.26	34.25	113.76	388.00	841.71	1343.77	1858.38	2342.42	2787.05	3164.85	3439.62
B-25.0	0.00	2.03	39.68	132.89	470.81	981.00	1519.43	2076.46	2607.43	3034.01	3367.44	3649.04
B-20.0	0.00	2.67	44.21	151.96	552.86	1102.69	1670.49	2252.81	2781.50	3200.43	3532.72	3819.78
B-15.0	0.00	3.18	47.80	180.37	620.04	1202.58	1799.40	2391.07	2914.70	3325.72	3663.75	3953.66
B-10.0	0.00	3.55	50.42	201.60	671.34	1278.28	1897.11	2504.10	3017.26	3418.16	3759.43	4052.91
B-5.0	0.00	3.77	52.04	215.21	705.87	1329.68	1962.57	2582.48	3080.49	3476.82	3821.91	4118.20
B0.0	0.00	3.85	52.64	220.82	722.87	1355.98	1995.19	2620.50	3107.66	3503.86	3850.82	4148.94
B5.0	0.00	3.80	52.16	215.47	708.26	1333.86	1965.94	2587.71	3082.22	3476.11	3819.39	4114.51
B10.0	0.00	3.59	50.66	202.11	675.89	1286.45	1904.99	2517.41	3025.10	3417.05	3755.32	4046.17
B15.0	0.00	3.24	48.16	181.12	626.28	1214.37	1813.99	2411.80	2937.02	3324.80	3659.46	3942.22
B20.0	0.00	2.74	44.68	152.92	560.12	1117.73	1694.91	2269.51	2804.70	3201.02	3528.23	3807.49
B25.0	0.00	2.09	40.25	134.06	478.24	998.76	1547.48	2091.07	2622.38	3042.59	3364.63	3641.07
B30.0	0.00	1.30	34.92	115.11	394.10	861.35	1373.93	1881.93	2391.48	2839.74	3166.12	3433.83
B35.0	0.00	0.38	28.72	93.44	300.06	707.70	1179.23	1654.88	2109.09	2552.96	2926.32	3193.12
B40.0	0.00	0.01	23.17	76.80	220.75	549.16	965.20	1392.31	1807.81	2216.95	2583.21	2906.47
B45.0	0.00	0.01	17.82	62.03	144.42	391.26	738.98	1115.86	1492.94	1836.95	2187.86	2491.50
B50.0	0.00	0.01	11.99	47.44	106.42	248.50	513.54	829.72	1149.81	1466.69	1747.42	2014.37
B55.0	0.00	0.00	7.12	33.84	74.78	144.01	312.34	546.23	808.10	1064.08	1311.50	1551.75
B60.0	0.00	0.00	4.10	21.70	51.19	91.57	167.12	301.31	479.79	678.63	872.15	1048.07
B65.0	0.00	0.00	0.89	11.23	31.21	58.07	91.30	139.85	224.62	337.09	463.33	590.81
B70.0	0.00	0.00	0.01	4.72	15.58	31.53	51.56	74.80	103.47	134.51	184.71	231.84
B75.0	0.00	0.00	0.01	0.03	4.93	11.98	22.76	35.03	48.49	62.65	76.74	90.99
B80.0	0.00	0.00	0.00	0.01	0.03	1.04	4.86	8.76	14.23	20.36	25.98	31.69
B85.0	0.00	0.00	0.00	0.00	0.00	0.00	0.02	0.03	0.05	0.08	0.10	0.67
B90.0	0.00	0.00	0.00	0.00	0.00	0.00	0.00	0.00	0.00	0.00	0.00	0.00
V/H	β -30.0	β -25.0	β -20.0	β -15.0	β -10.0	β -5.0	β 0.0	β 5.0	β 10.0	β 15.0	β 20.0	β 25.0
B-90.0	0.00	0.00	0.00	0.00	0.00	0.00	0.00	0.00	0.00	0.00	0.00	0.00
B-85.0	0.98	1.55	1.99	2.30	2.50	2.59	2.56	2.37	2.10	1.77	1.39	0.98
B-80.0	29.98	34.43	37.97	40.59	42.29	43.09	42.98	41.63	39.44	36.45	32.70	28.25
B-75.0	95.77	106.67	115.27	123.51	126.54	125.31	120.84	119.57	115.87	109.53	100.36	90.73
B-70.0	254.89	280.63	318.15	340.63	348.77	343.47	325.79	329.96	322.31	302.33	269.64	224.02
B-65.0	624.49	710.67	776.82	821.27	848.52	851.96	831.61	832.02	809.14	763.36	703.40	625.24
B-60.0	1106.43	1234.58	1338.53	1427.73	1484.21	1506.14	1492.15	1483.34	1439.29	1362.04	1253.99	1129.06

IES Flood Report
Photometric Filename:BBT 100W.IES

Candela Tabulation - (Cont.)

V/H	β -30.0	β -25.0	β -20.0	β -15.0	β -10.0	β -5.0	β 0.0	β 5.0	β 10.0	β 15.0	β 20.0	β 25.0
B-55.0	1658.50	1845.86	1976.08	2048.49	2116.43	2161.21	2155.84	2135.95	2066.23	1973.71	1876.80	1724.56
B-50.0	2172.73	2417.67	2553.19	2663.00	2789.35	2865.42	2881.80	2843.16	2745.22	2597.76	2458.91	2287.27
B-45.0	2672.82	2944.08	3094.84	3198.78	3268.92	3303.90	3305.40	3280.68	3222.55	3129.17	3002.15	2829.91
B-40.0	3123.19	3305.56	3450.54	3556.86	3629.63	3668.45	3671.39	3643.97	3580.68	3483.63	3354.51	3186.28
B-35.0	3419.25	3607.00	3757.15	3867.26	3939.03	3978.04	3980.70	3952.44	3887.80	3790.73	3655.61	3480.52
B-30.0	3673.09	3865.77	4016.65	4135.17	4211.10	4245.87	4245.99	4219.26	4157.28	4054.68	3909.79	3733.32
B-25.0	3886.74	4083.21	4242.18	4354.01	4432.33	4471.43	4471.11	4443.45	4375.91	4269.72	4128.86	3943.42
B-20.0	4060.97	4264.95	4421.86	4540.23	4616.52	4645.65	4638.54	4616.25	4557.32	4451.42	4301.90	4115.46
B-15.0	4202.42	4404.17	4566.90	4682.60	4756.74	4790.49	4781.81	4760.25	4696.27	4586.61	4439.58	4245.44
B-10.0	4305.40	4512.55	4675.18	4791.47	4869.34	4890.59	4865.56	4859.47	4801.77	4690.79	4535.17	4339.22
B-5.0	4371.40	4583.25	4747.43	4869.50	4942.88	4966.35	4924.23	4932.92	4868.76	4752.93	4590.65	4393.28
B0.0	4404.15	4617.42	4788.11	4914.06	4997.32	5035.80	5001.47	4989.93	4900.72	4773.91	4607.86	4405.95
B5.0	4365.05	4575.44	4738.48	4858.67	4929.34	4952.01	4904.03	4918.59	4855.21	4742.11	4581.70	4385.46
B10.0	4292.29	4498.50	4653.77	4770.07	4841.50	4858.01	4835.29	4826.89	4773.92	4669.39	4513.75	4325.18
B15.0	4185.84	4384.15	4539.38	4650.58	4720.53	4747.66	4726.73	4717.42	4660.06	4554.59	4412.06	4225.42
B20.0	4045.49	4236.37	4393.30	4499.89	4563.85	4595.35	4585.38	4565.96	4504.64	4411.07	4273.34	4086.88
B25.0	3866.42	4059.66	4203.35	4314.27	4386.01	4413.63	4402.19	4385.65	4329.60	4229.98	4090.03	3919.87
B30.0	3660.21	3839.39	3989.39	4092.72	4155.85	4186.65	4180.75	4160.04	4102.02	4012.23	3882.54	3706.94
B35.0	3411.96	3593.96	3729.96	3830.64	3903.71	3935.69	3931.87	3910.09	3852.49	3754.10	3628.42	3467.48
B40.0	3125.17	3299.87	3438.30	3540.00	3603.37	3633.44	3630.84	3608.96	3554.42	3466.77	3342.27	3180.59
B45.0	2773.51	2965.29	3096.82	3194.39	3260.32	3291.98	3291.55	3268.77	3213.95	3124.78	3004.13	2851.12
B50.0	2286.97	2462.59	2646.77	2791.82	2862.23	2899.86	2902.80	2877.60	2818.10	2726.59	2552.49	2332.18
B55.0	1725.41	1899.34	2057.97	2193.58	2265.98	2286.77	2277.73	2261.51	2215.77	2118.80	1958.69	1778.04
B60.0	1211.90	1360.83	1485.49	1552.78	1592.31	1604.78	1591.33	1581.98	1547.39	1487.08	1400.96	1255.31
B65.0	710.56	810.69	889.86	947.30	987.94	1003.68	994.16	983.75	948.55	889.39	816.44	725.27
B70.0	289.43	334.72	388.59	426.55	448.64	455.05	446.17	441.54	422.18	388.25	340.07	278.11
B75.0	106.26	118.27	128.00	137.44	141.64	141.52	138.08	135.78	130.97	123.46	113.09	102.33
B80.0	37.82	43.07	47.41	50.82	53.30	54.84	55.46	53.39	50.45	46.68	42.14	36.89
B85.0	2.09	3.39	4.55	5.53	6.32	6.88	7.19	6.67	5.92	5.00	3.95	2.82
B90.0	0.00	0.00	0.00	0.00	0.00	0.00	0.00	0.00	0.00	0.00	0.00	0.00
V/H	β 30.0	β 35.0	β 40.0	β 45.0	β 50.0	β 55.0	β 60.0	β 65.0	β 70.0	β 75.0	β 80.0	β 85.0
B-90.0	0.00	0.00	0.00	0.00	0.00	0.00	0.00	0.00	0.00	0.00	0.00	0.00
B-85.0	0.56	0.15	0.00	0.00	0.00	0.00	0.00	0.00	0.00	0.00	0.00	0.00
B-80.0	23.16	17.48	12.80	8.74	4.59	1.69	0.83	0.15	0.00	0.00	0.00	0.00
B-75.0	79.71	66.99	54.60	41.89	29.50	18.30	9.31	2.82	0.60	0.00	0.00	0.00
B-70.0	194.27	155.81	124.46	94.46	71.89	50.14	30.36	14.61	4.63	0.43	0.00	0.00
B-65.0	530.62	420.88	313.99	216.12	139.39	93.56	61.57	34.68	13.87	2.11	0.05	0.00
B-60.0	981.51	822.76	660.64	487.44	319.23	184.70	104.97	60.56	28.41	7.55	0.24	0.00
B-55.0	1519.88	1293.28	1055.29	820.58	593.46	368.54	187.71	91.77	47.11	15.19	0.40	0.00
B-50.0	2020.06	1800.37	1503.23	1193.76	889.13	606.19	337.59	140.79	67.95	24.83	2.30	0.00
B-45.0	2536.69	2261.03	1925.98	1580.84	1208.71	849.14	523.47	238.63	89.85	35.88	5.17	0.00
B-40.0	2980.45	2688.14	2345.96	1934.66	1528.13	1099.34	714.25	361.30	124.51	47.50	7.77	0.00
B-35.0	3271.08	3021.93	2691.18	2273.51	1822.49	1354.43	894.89	491.12	167.14	58.90	10.92	0.01
B-30.0	3515.55	3261.01	2963.30	2566.93	2065.01	1579.76	1069.76	619.66	234.96	70.90	15.17	0.02
B-25.0	3721.05	3458.61	3157.58	2804.69	2314.09	1775.71	1234.98	733.59	296.51	81.22	18.79	0.03

IES Flood Report
Photometric Filename:BBT 100W.IES

Candela Tabulation - (Cont.)

V/H	β 30.0	β 35.0	β 40.0	β 45.0	β 50.0	β 55.0	β 60.0	β 65.0	β 70.0	β 75.0	β 80.0	β 85.0
B-20.0	3885.04	3619.29	3312.08	2958.40	2507.02	1935.65	1378.16	831.10	362.91	90.76	21.75	0.03
B-15.0	4014.36	3740.58	3427.98	3072.52	2651.62	2061.91	1487.97	910.33	416.41	102.82	24.03	0.03
B-10.0	4102.41	3824.87	3509.51	3152.74	2739.08	2160.82	1568.19	972.87	456.27	111.58	25.63	0.02
B-5.0	4153.13	3873.47	3556.38	3196.99	2787.24	2224.04	1618.23	1012.76	481.88	116.90	26.52	0.01
B0.0	4165.62	3884.74	3567.57	3208.24	2799.73	2247.26	1637.97	1029.53	492.76	118.67	26.71	0.00
B5.0	4146.78	3869.77	3553.86	3196.27	2788.97	2229.27	1621.60	1016.94	484.28	117.15	26.64	0.03
B10.0	4089.31	3818.13	3505.40	3151.63	2746.92	2174.14	1576.07	981.04	460.82	112.08	25.87	0.06
B15.0	3997.78	3729.14	3423.69	3071.60	2673.94	2082.64	1502.57	922.13	422.65	103.56	24.39	0.09
B20.0	3869.56	3607.00	3307.59	2958.99	2530.22	1952.35	1402.59	846.14	370.17	91.72	22.22	0.10
B25.0	3700.73	3450.63	3154.77	2813.28	2329.04	1790.32	1263.04	751.35	303.95	82.38	19.36	0.09
B30.0	3502.68	3255.23	2964.57	2619.62	2114.07	1603.31	1099.92	639.30	241.05	72.25	15.83	0.07
B35.0	3263.79	3021.17	2737.40	2302.89	1843.37	1402.28	926.46	511.56	170.52	60.41	11.66	0.03
B40.0	2982.44	2745.38	2364.12	1979.78	1567.16	1145.79	746.70	378.97	127.06	49.09	8.56	0.01
B45.0	2637.38	2305.61	1981.29	1619.70	1271.88	893.90	554.86	250.33	92.49	37.46	5.99	0.01
B50.0	2134.30	1839.03	1561.62	1270.87	946.26	648.92	362.00	144.68	70.70	26.42	3.11	0.01
B55.0	1586.80	1401.47	1140.24	887.39	645.72	402.52	198.14	95.59	49.78	16.81	1.11	0.00
B60.0	1086.98	910.69	733.79	545.26	356.08	197.56	109.94	64.38	30.82	9.12	0.68	0.00
B65.0	616.68	492.28	363.99	243.18	146.77	99.49	66.36	37.97	16.24	3.54	0.17	0.00
B70.0	228.81	171.07	133.78	102.36	78.63	55.51	34.28	17.68	6.72	1.22	0.01	0.00
B75.0	90.20	76.38	62.59	48.40	34.82	22.76	12.81	5.35	1.67	0.03	0.01	0.00
B80.0	31.00	24.52	18.91	13.87	8.79	4.69	2.32	0.46	0.03	0.01	0.00	0.00
B85.0	1.66	0.52	0.10	0.08	0.05	0.03	0.02	0.00	0.00	0.00	0.00	0.00
B90.0	0.00	0.00	0.00	0.00	0.00	0.00	0.00	0.00	0.00	0.00	0.00	0.00
V/H	β 90.0											
B-90.0	0.00											
B-85.0	0.00											
B-80.0	0.00											
B-75.0	0.00											
B-70.0	0.00											
B-65.0	0.00											
B-60.0	0.00											
B-55.0	0.00											
B-50.0	0.00											
B-45.0	0.00											
B-40.0	0.00											
B-35.0	0.00											
B-30.0	0.00											
B-25.0	0.00											
B-20.0	0.00											
B-15.0	0.00											
B-10.0	0.00											
B-5.0	0.00											
B0.0	0.00											
B5.0	0.00											
B10.0	0.00											

IES Flood Report

Photometric Filename:BBT 100W.IES

Candela Tabulation - (Cont.)

V/H	β 90.0
B15.0	0.00
B20.0	0.00
B25.0	0.00
B30.0	0.00
B35.0	0.00
B40.0	0.00
B45.0	0.00
B50.0	0.00
B55.0	0.00
B60.0	0.00
B65.0	0.00
B70.0	0.00
B75.0	0.00
B80.0	0.00
B85.0	0.00
B90.0	0.00
